

# NORTHLAND REGIONAL COUNCIL

## Agenda

For an Ordinary Meeting of the Council to be held in the  
Council Chambers, 36 Water Street, Whangarei,  
on Wednesday, 19 May 2010 commencing at 1 pm

### File 105.2

**Recommendations contained in the Council agenda are NOT Council decisions.  
Please refer to Council minutes for resolutions.**

**Opening Prayer**

**Apologies**

**Declaration of Conflicts of Interests**

### OPEN MEETING

Item	Page
<b>COUNCIL AND PROJECT INFORMATION</b>	
1. Confirmation of Minutes of Ordinary Meeting held on 21 April 2010	1
2. Chairman's Report to the Council	13
3. Response to Councillor Forum on Electricity	16
4. Chief Executive Officer's Report to the Council	18
5. Update on Official Information Request – McKinlay Douglas Report on Local Government Options for Northland	39
6. Draft NRC Submission - McKinlay Douglas Report	43
7. Update on the Office of the Auditor General's Enquiry in the Northland Events Centre	45
<b>FINANCE AND IT</b>	
8. Financial Report – 30 April 2010	47
9. Investment Schedule and Performance – Financial Report to 30 April 2010	65
10. Paid Accounts for Approval for April 2010	69
11. Lease Transactions	70
12. Documents Sealed	71
<b>OPERATIONS</b>	
13. Consents Decisions, Notified Applications in Process, Objections & Appeals	72
14. Appointment of Hearings Committee	78
15. Warrants of Appointment : Resource Management Act 1991	81
<b>STRATEGY AND PLANNING</b>	
16. Approval of the 30 Year Transport Strategy for Northland	83
17. Moorings in High Priority Mooring Areas	85
<b>COMMITTEES</b>	
18. Receipt and Adoption of Minutes of Audit and Finance Committee Meeting held on 28 April 2010	87
19. Receipt and Adoption of Minutes of Regional Transport Committee Meeting held on 18 May 2010	93
20. Receipt and Adoption of Minutes of Environmental Management Committee Meeting held on 19 May 2010	94
<b>Business with the Public Excluded</b>	<b>95</b>
<b>IN COMMITTEE</b>	
21. Confirmation of Confidential Minutes of Meeting held on 21 April 2010	96
22. Confirmation of Confidential Minutes of Audit and Finance Committee Meeting held on 28 April 2010	98

## NORTHLAND REGIONAL COUNCIL COUNCIL MEETING

---

Minutes of the Ordinary Meeting of the Council held in the  
Council Chambers, Northland Regional Council, 36 Water Street, Whangarei  
Wednesday, 21 April 2010 commencing at 1.00 pm

---

### File D2.2 (105.2)

#### Present

Cr Mark Farnsworth, Chairman  
Cr Ian Walker, Deputy Chairman  
Cr John Bain  
Cr Craig Brown  
Cr Joe Carr  
Cr Lorraine Hill  
Cr Peter Jensen  
Cr Bill Rossiter

#### In Attendance

Chief Executive Officer  
Deputy CEO/Operations Director  
Strategy and Planning Director  
General Manager - Finance and IT  
General Manager - Projects and Information  
Community Relations Manager  
Consents Programme Manager - Coastal  
Regional Policy Senior Programme Manager  
Communications Senior Programme Manager  
Monitoring Senior Programme Manager  
Maritime Senior Programme Manager  
Civil Defence Emergency Management SPM  
Communications Officer  
Council Administration Programme Manager  
Operations Director's PA

#### Opening Prayer

The Council Administration Programme Manager read the opening prayer.

#### Declaration of Conflict of Interest

##### File D1.6 (100.1.2)

The Chairman gave members the opportunity to declare an interest on any item of business on the agenda for the meeting. No declarations were made.

#### Items of New Business

##### D2.2

##### Moved (Walker/Bain)

That the Council agrees to consider the following items of new business for the reasons shown:

## Open Meeting

### 1 UPDATE ON OFFICIAL INFORMATION REQUEST – MCKINLAY DOUGLAS REPORT ON LOCAL GOVERNMENT OPTIONS FOR NORTHLAND

This report supplements the information already contained in Item 4 of the Agenda and was not available at the time the agenda was compiled.

#### Carried

The meeting agreed to the Chairman's request that Item 22 - "Northland Drought" be considered at the start of the meeting.

### 1. Confirmation of Minutes of Ordinary Council Meeting held on 17 March 2010

File D2.2 (105.2)

#### Moved (Walker/Hill)

That the minutes of the Ordinary Meeting of the Council, held on 17 March 2010 be confirmed.

#### Carried

### 2. Chairman's Report

File D2.2.2 (105.4)

Report from Chairman Mark Farnsworth dated 9 April 2010.

#### Moved (Farnsworth/Brown)

That the Chairman's report dated 9 April 2010 be received.

#### Carried

### 3. Chief Executive Officer's Report

File D2.2.1 (105.3)

Report from Chief Executive Officer Ken Paterson dated 9 April 2010.

#### Moved (Walker/Brown)

That the Chief Executive Officer's report dated 9 April 2010 be received.

#### Carried

### Matters Arising From CEO's Report

#### *Maritime Incidents – Mooring in Shipping Channels*

Cr Hill suggested that additional signage be placed at boat ramps to alert users to the serious safety issue posed by such actions. The Harbourmaster agreed to look into the suggestion and stated that a publicity campaign on the issue was being undertaken. The Chairman asked the media present to take note of the issue and suggested that they may wish to highlight it to their readers.

#### **4. Draft Submission – Far North District Council Unitary Authority Proposal**

**File D1.1**

**Report from Chief Executive Officer Ken Paterson dated 13 April 2010.**

##### **Moved (Farnsworth/Walker)**

1. That the report from the Chief Executive Officer dated 13 April 2010 be received.
2. That a letter be sent to the Far North District Council expressing concern over the way in which the unitary authority proposal material has been framed.

**Carried**

#### **Supplementary – Update on Official Information Request – McKinlay Douglas Report on Local Government Options for Northland**

**Report from Chief Executive Officer Ken Paterson dated 20 April 2010.**

##### **Moved (Walker/Rossiter)**

1. That the report from the Chief Executive dated 20 April 2010 be received.
2. That the Regional Council write to the Far North and Whangarei District Councils expressing concern over the quality and accuracy of the contents of the material being circulated to the public.

**Discussion:** Councillors expressed considerable concern over the fact that this issue was diverting attention from the real issues facing Northland at present, especially the drought situation. The material being circulated appeared to vary from the inaccurate to deliberate lies and the documents obtained showed clear predetermination on the matter. The meeting noted that the government had no appetite for further local government restructuring at this time. Councillors agreed that given they had declined to be part of the current flawed process; they would continue to do so by not submitting on any of the district council proposals.

#### **5. Draft Annual Plan 2010/2011 – Hearing Dates**

**File C8.3**

**Report from the Projects and Information Manager Linda Stansfield dated 7 April 2010.**

##### **Moved (Farnsworth/Jensen)**

That the report from the General Manager Projects and Information dated 7 April 2010 be received and that Council requests to be heard at each of the Council hearings as follows:

Far North District Council - 3 May at Kaikohe  
Kaipara District Council – 7 May at Dargaville  
Whangarei District Council – 10 May at Whangarei

**Carried**

## **Leave of Absence**

### **Moved (Walker/Jensen)**

That Cr Rossiter is granted leave of absence for the period 1-14 May 2010.

**Carried**

## **6. Northland Events Centre Update**

**File T5.5.1**

**Report from Chief Executive Officer Ken Paterson dated 13 April 2010.**

### **Moved (Bain/Brown)**

That the report from the Chief Executive Officer on the Northland Events Centre Update dated 13 April 2010, be received.

**Carried**

The Chairman requested that the CEO arrange an open day for the public of Northland to view the Events Centre upon completion.

## **7. Local Government New Zealand – Annual General Meeting and Conference**

**File C9.2**

**Report from Council Administration Programme Manager Dean Alderton dated 1 April 2010.**

### **Moved (Farnsworth/Brown)**

1. That the Council Administration Programme Manager's report dated 1 April 2009 be received.
2. That the Chairman, Chief Executive Officer (or nominee) and Councillors Carr and Bain be authorised to attend the Annual General Meeting and conference as this Council's delegates.
3. That the Chairman be the Council's Presiding Delegate and that he or any other Council delegate nominated by him be authorised to exercise the Council's vote at the Annual General Meeting.

**Carried**

## **8. Local Government New Zealand – Annual General Meeting 2010 – Remit Process**

**File C9.2**

**Report from Council Administration Programme Manager Dean Alderton dated 1 April 2010.**

**Moved (Jensen/Hill)**

That the report from the Council Administration Programme Manager dated 1 April 2010 be received.

**Carried**

## **9. Local Government New Zealand Training for Councillors**

**File D1.4**

**Report from Council Administration Programme Manager Dean Alderton dated 7 April 2010.**

**Moved (Rossiter/Bain)**

That the report from the Council Administration Programme Manager dated 7 April 2010, be received.

**Carried**

Cr Hill questioned whether there should be training made available for prospective Council candidates prior to the elections so that they can have a better idea of the work requirements and can begin the job on day one knowing what they need to do. The Chairman agreed to write to Local Government New Zealand and raise the issue with them.

## **10. Elections – Early Processing of Voting Papers**

**File D1.2**

**Report from Electoral Officer Linda Stansfield dated 8 April 2010.**

**Moved (Jensen/Brown)**

That the report from the Electoral Officer dated 8 April 2010 be received and that Council adopts the early processing of returned voting documents for the 2010 Northland Regional Council triennial elections, as permitted under Section 79 of the Local Electoral Act 2001.

**Carried**

## **11. Northland Regional Council 2010 Environmental Curriculum Awards**

**Files C3.15.1**

**Report from Environmental Education Officer, Susan Botting, dated 7 April 2009.**

**Moved (Farnsworth/Walker)**

1. That the report by Environmental Education Officer dated 7 April 2010, on the Northland Regional Council 2010 Environmental Curriculum Awards, be received.
2. That Crs Rossiter and Brown be confirmed as members of the judging sub-committee for the Environmental Curriculum Awards 2010.

**Carried**

## **12. Financial Report – 31 March 2010**

**File C4.12**

**Report from Financial Accountant Kim Harvey dated 9 April 2010.**

**Moved (Bain/Carr)**

That the Financial Report to 31 March 2010 from Financial Accountant Kim Harvey dated 9 April 2010, be received.

**Carried**

## **13. Investment Schedule and Performance – Financial Report – 31 March 2010**

**File C4.12**

**Report from Financial Systems Administrator Kym Ace dated 7 April 2010.**

**Moved (Rossiter/Walker)**

That the Investment Schedule and Performance Financial Report to 31 March 2010 dated 7 April 2010, from the Financial Systems Administrator Kym Ace, be received.

**Carried**

## **14. Paid Accounts for Approval**

**File C4.30**

**Report from Payments Officer Rachel Hills dated 31 March 2010.**

**Moved (Brown/Rossiter)**

That the report from the Payments Officer Rachel Hills dated 31 March 2010, be received and the payments for March 2010 be confirmed.

**Carried**

## 15. Council Bank Accounts – Cheque Signatories

### File C4.30

Report from General Manager Finance and IT Lisa Aubrey dated 1 April 2010.

#### Moved (Hill/Jensen)

##### 1. Manual Signing

That any two of the following signatories be authorised to countersign cheques for payments drawn on the Council's bank account numbers:

- i. 12-3115-0057000-00 Current Account operated at the ASB Bank Ltd, Walton Street, Whangarei Branch and any other accounts, which the Council may operate from time to time.
- ii. Call and term deposit accounts with the ASB and other registered trading banks in New Zealand.

##### Approved signatories:

Kenneth Michael Paterson, Chief Executive Officer  
Anthony Glenn Phipps, Deputy CEO/Operations Director  
Linda Jane Stansfield, General Manager - Projects and Information  
Simon John Crabb, Finance Manager  
Lisa Aubrey, General Manager - Finance and IT  
Kim Marie Harvey, Financial Accountant

2. That any of the following signatories are authorised to operate the BNZ bank account No. 02-0492-00340027-00 at the BNZ Ltd, Bank Street, Whangarei.

##### Approved signatories:

Kenneth Michael Paterson, Chief Executive Officer  
Anthony Glenn Phipps, Deputy CEO/Operations Director  
Linda Jane Stansfield, General Manager - Projects and Information  
Simon John Crabb, Finance Manager  
Lisa Aubrey, General Manager - Finance and IT  
Kim Marie Harvey, Financial Accountant.

4. That vouchers or documents authorising manual or electronic transactions be authorised by any one of the above personnel.
5. That electronic transactions prepared by finance staff be authorised by any one of the above personnel in accordance with the delegations herein for the respective banks.
6. **Facsimile signing:**  
That the Chief Executive Officer is the sole signatory of Council cheques signed by use of the cheque facsimile signing machine.
7. That these delegations, when approved, be notified to the ASB and the BNZ Ltd for implementation.

**Carried**

## **16. Lease Transactions**

**Files L117, L036**

**Report from General Manager Finance and IT Lisa Aubrey dated 8 April 2010.**

**Moved (Walker/Jensen)**

That the lease transactions and the use of the Council seal outlined in the report from the General Manager Finance and IT, Lisa Aubrey, dated 8 April 2010, be approved.

**Carried**

## **17. Consents Decisions and Applications in Process, Objections and Appeals**

**File E2.1**

**Report from Consents Senior Programme Manager Dr Rob Lieffering dated 1 April 2010.**

**Moved (Brown/Hill)**

That the report from the Consents Senior Programme Manager Dr Rob Lieffering dated 1 April 2010 on resource consent decisions and applications in process, objections and appeals, be received.

**Carried**

## **18. Appointment of Hearings Committees**

**File D2.13**

**Report from the Acting Consents Senior Programme Manager Allan Richards dated 15 April 2010.**

**Moved (Hill/Carr)**

That, pursuant to Section 34A(1) of the Resource Management Act 1991, Mr Doug Arcus, acting as Chairperson, and Mr Graeme Ridley, be delegated as commissioners to hear and decide resource consent applications **CON20102496401-11** lodged by the **Whangarei District Council** for a proposed lower Hatea Bridge and its associated structures and reclamation, together with related roading earthworks and associated diversion and discharge of stormwater at Pohe Island and Port Road, Whangarei.

**Carried**

## **19. Report on Environmental Monitoring for the Period 1-31 March 2010**

**File E3.1**

**Report from Monitoring Senior Programme Manager Riaan Elliot dated 7 April 2010.**

### **Moved (Brown/Rossiter)**

1. That the report from the Monitoring Senior Programme Manager Riaan Elliot dated 7 April 2010 be received.
2. That the follow-up action taken by staff resulting from monitoring or environmental/maritime incidents 1-31 March 2010 be supported.

**Carried**

## **20. Minor Amendment to the Navigation Safety Bylaw**

**File R4.14**

**Report from Maritime Senior Programme Manager Ian Niblock dated 31 March 2010.**

### **Moved (Rossiter/Brown)**

That the Northland Regional Council Navigation Safety Bylaw 2007 be amended to incorporate the minor amendment to the Hot Work Permit forms proposed by the Maritime Senior Programme Manager's report of 31 March 2010.

**Carried**

## **21. Warrants of Appointment: Resource Management Act 1991**

**File C1.3, C6.2**

**Report from Deputy CEO/Operations Director Tony Phipps dated 31 March 2010.**

### **Moved (Walker/Jensen)**

1. That the report Warrants of Appointment: Resource Management Act 1991 from the Operations Director Tony Phipps dated 31 March 2010, be received.
2. That pursuant to section 38 of the Resource Management Act the officers named below are authorised to exercise and carry out the functions and powers as set out in sections 22, 332, 333 of the Act:

Emily Walker  
Michael Nager

Water Allocation Officer  
Environmental Monitoring Officer, Opua

**Carried**

## **22. Northland Drought**

### **File R2.2**

**Report from Civil Defence Emergency Management Senior Programme Manager, Graeme MacDonald dated 15 April 2010.**

The Operations Director gave a powerpoint presentation on rainfall and moisture deficit figures for Northland, outlining the seriousness of the situation. Following this the Chief Executive Officer gave a powerpoint presentation on the High Level Assessment of the Economic Impact of the Northland Drought (at mid April) Collated by Enterprise Northland – Figures from Dairy NZ and Meat and Wool.

### **Moved (Rossiter/Carr)**

That the report from the Civil Defence Emergency Management Senior Programme Manager Graeme MacDonald dated 15 April 2010 be received.

### **Carried**

**Cr Walker requested that the CEO report back to the next meeting of the Council on the current state of water infrastructure in Northland.**

**Cr Carr acknowledged the work of Regional Council staff and the way in which they had constructively worked with the district councils on drought and water issues.**

## **23. Minerals Consultation**

### **File G1.1 and E1.4.1**

**Report from Resource Policy Senior Programme Manager Kathryn Ross dated 9 April 2010.**

The Regional Policy Senior Programme Manager gave a powerpoint presentation outlining the Governments proposals and how they relate to Northland.

### **Moved (Walker/Bain)**

1. That the Mineral Consultation report from the Regional Policy Senior Programme Manager dated 9 April 2010 be received.
2. That the Council agrees to make a submission on the “Stocktake of Schedule 4 of the Crown Minerals Act and beyond” discussion paper.
3. That the Council agrees that the scope of the Council’s submission on the “Stocktake of Schedule 4 of the Crown Minerals Act and beyond” should
  - i. broadly support further mineral investigation in Northland
  - ii. ask to be involved in future discussions with Enterprise Northland, MED, industry and others about the nature, timing and funding of the investigation work to be done in Northland
  - iii. support the addition of the Whangarei Harbour Marine Reserve
  - iv. ask the Government to consider developing a National Policy Statement/ National Environmental Standard for mining on DoC and other land.

4. That the Regional Policy Senior Programme Manager prepares the submission in accordance with agreed scope.
5. That given the significance of the issues and the potential future impacts in Northland that the Chief Executive Officer and the Chairman sign the submission on Council's behalf.

#### **Carried**

Cr Carr suggested that any income derived from the DOC estate should be reinvested back into better managing the asset.

### **24. Receipt and Adoption of Minutes of Audit and Finance Committee Meeting held on 24 March 2010**

**File D2.10**

#### **Moved (Walker/Jensen)**

That the Minutes of the Audit and Finance Committee meeting held on 24 March 2010 be received and adopted.

#### **Carried**

### **Business with the Public Excluded**

**File D2.2**

#### **Moved (Rossiter/Brown)**

That pursuant to the Local Government Official Information and Meetings Act 1987, the public be excluded from the remainder of the meeting to consider:

1. Workshop with Office of Treaty Settlements
2. Northland Events Centre Update
3. Confirmation of Confidential Minutes of the Audit and Finance Committee Meeting held on 24 March 2010
4. 2010/2011 Draft Statement of Intent – NRC Community Trust

The reason for excluding the public in relation to item 1 is to enable the Council to carry on negotiations without prejudice or disadvantage and to protect information which is subject to an obligation of confidence as permitted by sections 7(2)(c) and 7(2)(i).

The reason for excluding the public in relation to item 2 is public conduct of the proceedings would be likely to result in the disclosure of information, the withholding of which is necessary to allow the Council to conduct without prejudice or disadvantage commercial activities pursuant to Section 7(2)(h) and (i) of the said Act

In relation to item 3, the reason for excluding the public are as stated in the Minutes of that meeting.

In relation to Item 4, the reason for excluding the public is to enable the Council to carry on without prejudice or disadvantage negotiations in relation to draft documents provided to the Council in confidence as permitted by section 7(2)(i).

**Carried**

## **Conclusion**

The meeting concluded at 3.30 pm.

E:\COUNCIL\COUNCIL AGENDAS\2010 COUNCIL AGENDAS\MAY 2010\21 APRIL MINUTES OPEN COUNCIL.DOC

## Chairman's Report

### File D2.2.2

#### Report from Chairman, Mark Farnsworth, dated 7 May 2010.

### INTRODUCTION

Having attended a number of the consultation meetings on the recommendations of the McKinlay Douglas Limited Report, and read the consultation documents produced by the Far North District Council (*Putting the Local Back in Local Government*) and the Whangarei District Council (*Your Council Northland's Future*), the process is nothing short of a "witch hunt" which is targeting the integrity of the Northland Regional Council. The information gained via the Official Information Act clearly validates my contention about the process.

No business person, or for that matter right minded person, would support major change without first gaining an understanding of the implications of that change. In this instance there is an almost complete lack of financials. How can efficiencies and effectiveness be determined with the lack of financials? The information uncovered demonstrates that McKinlay has pointed out that a move to a unitary council may not result in cost savings. The reality is that a unitary council may in fact cost ratepayers more. McKinlay's viewpoint has been ignored and has not been made known to ratepayers and residents.

The report is reputed to be independent. From my individual perspective independent means free from the input from councils. The reality is that the initial report was subject to modification by way of direct submission from the three district councils. The report does not represent MDL's independent viewpoint. The current process is a top down driven political agenda which needs to be exposed for what it is.

While it is acknowledged that the MDL report has started a debate about the way local government services are delivered in Northland, the current process is divisive and fundamentally flawed. We need to put this process to one side and embark on a journey that determines what Northland actually needs – a bottom up driven process which has buy in from the community at large.

### MEETINGS/EVENTS ATTENDED

During the period I have attended the following meetings/events/functions:

- Meetings attended with the Council's CEO, Ken Paterson:
  - Meetings with Cr Ian Walker and Allen Mortensen of Kaipara Lifestyler.
  - Mayor Stan Semenoff, Whangarei District Council.
  - Northland Mayoral Forum.
  - Meetings with Cr Ian Walker and Malcolm Morrison.
  - Puhoi to Wellsford Political Liaison Group Meeting.
  - Mike Mansell.
  - Hon Rodney Hide and Hon John Carter - councillors also attended this meeting.
  - Office of the Auditor General – Northland Events Centre investigation.
  - Whangarei District Council – Mayor Stan Semenoff, CEO Mark Simpson, Events Centre Manager, John Lynch – Official Opening of Northland Events Centre.
- Chaired the Culham Engineering Reclamation Hearing.

- Bill Guest - regional matters.
- SH1 Whangarei (Kamo By-pass Stage Two) Sod Turning Ceremony.
- Attended the public meetings on the unitary authority proposals at Waipu and Maungaturoto.
- Joint discussion with Environment Waikato and Environment Bay of Plenty held in Hamilton on mangrove management and economic development.
- Michelle and I, along with Cr Joe Carr and Kate Carr, attended the Ballance Farm Environment Awards held at the Copthorne Hotel, Bay of Islands.
- Visited Doug Schmuk's Boatyard, Opuia.
- Graham Stephens and Bill Guest – Cames Road.
- Whangarei District Council – Mayor Stan Semenoff and Cr Phil Halse – McKinlay Douglas Report.

#### NETWORKING

- Meetings, as requested, with residents and ratepayers;
- Councillors;
- Media - Lois Williams, Radio New Zealand.

#### CORRESPONDENCE

During the month I sent out the following correspondence:

Date	Addressed To	Subject
06.04.10	Deputy Director Binzhou City Republic of China	Extending an invitation to a delegation from Binzhou City to visit NRC
07.04.10	Conference Organiser Environmental Defence Society	Conference Sponsorship
07.04.10	Lawrayne Hughes Strategy and Planning Director Northland Regional Council	Northland Regional Council Community Trust
08.04.10	Fiona Furrell	Acknowledging receipt of a report and advising appropriate NRC staff would action
15.04.10	Les Simmons	Draft Code of Conduct for Hearing Commissioners
15.04.10	S Ajani Secretary GE FREE NORTHLAND	GE
15.04.10	Bill Guest Councillor Kaipara District Council	Vested interest

15.04.10	Linda Newstrom-Lloyd Landcare Research and Shona Sluys Federated Farmers Trees for Bees Campaign	Tress for Bees Phase II Research Project
26.04.10	Bill Bayfield CEO Environment Bay of Plenty	Environment Bay of Plenty's consent for mangrove removal

**Recommendation**

That the Chairman's report dated 7 May 2010 be received.

**COMPLIANCE WITH DECISION MAKING PROCESS**

The activities detailed in this report are provided for in the Council's 2009-2019 Long Term Council Community Plan and as such are in accordance with the Council's decision making process and sections 76 to 82 of the Local Government Act 2002.

## Response to Councillor Forum on Electricity

### File D2.2

Report from Infrastructure Senior Project Manager, Vaughan Cooper dated 4 May 2010.

### INTRODUCTION

The Councillor Forum at the March Council meeting raised a number of matters in regard to securing adequate affordable electricity for general use and securing adequate fuel/energy for transport and industrial purposes.

The following key areas were identified for further investigation:

1. That the Northland Regional Council (NRC), as a vital part of the Northland Regional Growth Strategy, quantifies the increased demand for electricity that would be required to enable 50% of the region's light vehicle fleet to operate on electric power/methanol. (Heavy vehicles and machinery will continue to rely on diesel fuel).
2. That the NRC identifies locations and potential energy yields of geothermal, tidal and wind electricity generation opportunities and compiles a brief SWOT analysis on each.
3. That the NRC ascertains the security risks of the region's existing supply and reticulation infrastructure. It is likely synergies such as a new 110 KVa line up the eastern seaboard of the Far North District would secure supply to Kaitaia and provide capacity for a wind farm at Ahipara.
4. That the NRC ensures that planning processes both enable and adequately address the environmental effects of micro-hydro electricity production, so that the community can use where appropriate, drop in turbines that are currently available. This source of energy would be suitable for charging storage batteries for purposes such as electric powered vehicles. (Note: in Government Policy Statement (GPS) I, Government stated that such vehicles would be exempt of road users charges).
5. That the Regional Transport Strategy for Northland takes these matters into account.

### RESPONSE

#### *Electric Vehicle Fleet*

This matter is being addressed in the 30 Year Transport Strategy (the Transport Strategy) for Northland which includes specific mention of undertaking such an investigation to determine the implications of electric and or alternative fuel vehicles and the associated energy generation requirements. It is anticipated that any moves towards alternative fuel and electric vehicles will result in an increased demand on the electricity network. Any work or investigation on this issue will need to be done in parallel with the consideration of additional electricity generation including small scale or community scale hydro, wind and solar opportunities.

This matter could also be considered in the development of the Growth Strategy and or as in infrastructure investment opportunity identified through an implementation plan for the Growth Strategy. It is recommended that this information be passed on to the appropriate staff involved in the preparation of the Growth Strategy.

### *Mapping of Potential Generation Areas*

This information, including mapping, has been undertaken by a consultant working for the Energy Efficiency and Conservation Authority (EECA). NRC holds a copy of the assessment reports and mapping of potential generation areas. This information was reported to Council at the time it was commissioned by EECA and a copy has been provided separately to Cr Carr in response to this forum.

### *Understanding risks to Electricity Infrastructure*

Staff have spent some time understanding the electricity supply situation in Northland and undertake a regular review of Transpower, Top Energy and Northpower's forecasted projects to address the security and supply of electricity to and within Northland. This has resulted in a significant amount of effort and regional support being directed at the security of supply issues through Auckland, substation upgrading within Northland and support for the Kaikohe to Kaitia second circuit proposal.

However it is acknowledged that this requires regular review of the status of the electricity network, forecasted energy demand and comparisons with anticipated growth areas.

It is recommended that an informal forum of interested councillors be established to regularly review this situation and be kept informed of proposals or issues that arise in relation to electricity supply in Northland. This could be initiated by a workshop session on the EECA assessments mentioned above along with an update on the current projects on the national grid and local network.

### *Planning for Micro-Hydro*

This matter is being addressed in the issues and options reports for the review of the Regional Policy Statement. Councillors are involved in the process through the Environmental Management Committee and 'Workshop' sessions.

It is noted that staff have ensured that a regionally consistent approach to renewable electricity generation is developed by actively engaging in processes such as the recent plan change to the Far North District Plan in regard to renewable energy generation.

### *Inclusion in Transport Strategy*

As noted above, the matters raised have been addressed within the Transport Strategy. The Transport Strategy includes specific mention of electric vehicles and associated generation requirements. Note that the Transport Strategy is addressed in a separate item.

## **Recommendation**

That the report from the Infrastructure Senior Project Manager dated 4 May 2010 be received.

## **COMPLIANCE WITH DECISION MAKING PROCESS**

The activities detailed in this report are provided for in the Council's 2009-2019 Long Term Council Community Plan, and as such are in accordance with the Council's decision making process and sections 76-82 of the Local Government Act 2002.

## **Chief Executive Officer's Report to Council**

**File D2.2.1 (105.3)**

**Report from Chief Executive Officer Ken Paterson dated 7 May 2010.**

### **PROJECTS AND INFORMATION**

#### **ELECTRONIC DOCUMENT AND RECORDS MANAGEMENT SYSTEMS (EDRMS) PROJECT UPDATE**

The contract has been signed during the period with software supplier Objective. The project will now move into the business analysis and definitions stage.

#### **NORTHLAND EVENTS CENTRE**

Staff from the Office of the Auditor General visited the Council during April. Additional information was being requested about various aspects of the project before the Office decides whether they wish to conduct any further investigations.

#### **ANNUAL PLAN 2010/2011**

The plan was publicly notified on 10 April and the submission period closes on 10 May. A Summary was circulated throughout Northland and an intensive advertising campaign undertaken in the newspaper and radio to encourage members of the public to make a submission by the closing date. Hearings will be held at the Council's Whangarei office on 24 and 25 May, before the final plan is adopted by the Council at its meeting on 16 June.

#### **2010 TRIENNIAL ELECTIONS**

Planning is continuing for the upcoming elections with nominations opening on 21 July 2010. The election will be held on 9 October 2010.

### **STAFF MATTERS**

#### **Leaving**

Marie Belanger, GIS Officer finished her employment with the Council on 1 April 2010.

Susan Halliwell, Communications Officer (job share) finished her employment with the Council on 6 April 2010. Susan will be used on a consultancy basis.

Derek Johnson, Policy Analyst finished his employment on 16 April 2010.

Curtis Harris finished his temporary employment as Land Management Officer on 9 April 2010.

Toni Lee Kemp finished her casual employment with the Council on 30 April 2010.

#### **Appointments**

Debbie Welsh, Projects and Information Team Admin/PA has been seconded to the part time role of Online Communications Officer to cover for Tracey Morris while she rehabilitates from an injury.

Jocelyn Yeoman has been appointed to the position of Communications Officer on a full time basis with effect from 1 April 2010.

Mike Nager commenced employment as Environmental Monitoring Officer – Bay of Islands on 6 April 2010.

Evania Laybourn has had her fixed term employment and hours reviewed and with effect from 6 April 2010 until 25 June 2010 she will work two days per week as Client Services Officer.

Sandrine Le Gars commenced employment as Hydrology/Groundwater Monitoring Officer on 26 April 2010.

Jo Hawira commenced employment as a casual on 26 April 2010.

### **Vacancies**

An offer of employment has been made for the position of Democracy and Legal Services Manager with a proposed start date of 8 June 2010.

The position of GIS Officer was advertised internally and externally during the month with applications closing on 1 April 2010. Interviews have been held and an offer of employment made. The proposed start date is 17 May 2010.

The position of Consents Officer is currently being advertised internally and externally with applications closing on 20 May 2010.

### **Staff Establishment**

<b>Status</b>	<b>April 2010</b>	<b>April 2009</b>	<b>March 2010</b>
Full Time Permanent	120	119	122
Part Time (FTE)	11.8*	16	10
Fixed Term (incl Part Time FTE)	6	4	6
Students/TFG	3	3	3
Vacancies	6	6	5
<b>TOTAL FTE</b>	<b>146.8</b>	<b>148</b>	<b>146</b>

*Note: \* Some part time staff were reported as full time in previous reports*

### **External Training**

<b>Training Course</b>	<b>Dates 2010</b>	<b>Venue</b>	<b>Attendees</b>
Leadership for Middle Tier LG Managers	12-4 April	Wellington	D Alderton
Workshop for Multivariate Analysis	12-6 April	Auckland	R Griffiths
SOLGM Financial Management Seminar	12-13 April	Rotorua	K Harvey

### **Internal Training**

Eighteen staff attended Monitoring Refresher training on 9 April 2010.

### **HEALTH AND SAFETY**

There are no significant incidents to report.

### **ADMINISTRATION**

There were no complaints made against the Council and/or staff members during the month of April 2010. All complaints have been responded too.

### **COMMUNITY RELATIONS**

#### **PUBLIC COMMUNICATIONS**

Northland's media was monitored for items of interest to the Council. Media releases were sent to appropriate media concerning the following:

- Holiday weekend rain does little to ease drought
- Have your say on NRC's Draft Annual Plan
- \$20,000 schools' Environmental Curriculum Awards open
- Rain great - but no drought breaker
- Bream Bay 'oil spill' to test authorities

The Chairman's '*Northern Matters*' column covered the Draft Annual Plan and the impact both submissions and the current drought conditions have on the decision-making process.

'*From Where I Sit*' covered the extreme drought conditions and the financial impact it is having on Northland's economy.

## WEBSITE

### Highlights:

Numerous Draft Annual Plan submissions have been made using the online submission feature on our website.

### Monthly Usage:

	April 2010	March 2010	Feb 2010	Jan 2010	Dec 2009
Visits <sup>1</sup>	13,752	16,030	14,618	13,136	9,910
Page views <sup>2</sup>	45,639	49,843	50,530	44,469	31,045

1. **Visits** represent the number of individual sessions initiated by all the visitors to your site.
2. **Page views** shows the total number pages viewed on our website

### Most popular pages in April 2010:

- Rainfall Data
- CityLink Bus Service
- Job vacancies
- River Flow Data
- Environment section

## EDUCATION

### Northland Regional Council Environmental Curriculum Award

Northland Regional Council's \$20,000 Environmental Curriculum Awards opened on 19 April. Promotional material was sent to more than 150 Northland schools alerting them to the Awards. Councillors Craig Brown and Bill Rossiter were selected at the April Council meeting as judges for the 2010 Awards selection process.

### Northland Regional Council School Visits

April school visits worked with 160 students and eight teachers. School visits were held with Onerahi and Ngunguru schools. Topics covered included bush biodiversity and coastal-based Environmental Education.

### Sir Peter Blake Youth Environment Forum

Four Northland senior secondary school students represented Northland at the Ministry for the Environment's National Sir Peter Blake Youth Environment Forum in Wellington. The event was held during the second week of the term one school holidays 12–15 April. The students were selected by NRC with one representative each from Kamo High School, Ruawai College, Springbank (near Kerikeri) and Whangarei Boys' High School. A teacher chaperone from Kamo High School was also selected to accompany the Northland students to Wellington.

## **ENVIROSCHOOLS**

### **Second Newsletter for 2010 distributed**

The term two Northland Enviroschools newsletter was distributed at the beginning of the new term. This newsletter highlighted environmental learning and action at Kaitaia College, Kamo Primary, Pouto, St Francis Xavier, Tangowahine, Tautoro and Whangarei Heads schools and Te Kura Kaupapa Maori o Taumarere, Te Kura Taumata o Panguru and Te Wharekura o Te Rawhitiroa. Articles also covered EcoHut Challenge results, Te Aho Tu Roa – Kotuia! progress (national event for senior Maori students in Kura), tour of Northland secondary Enviroschools, NRC Environmental Curriculum Award, fair trade fortnight, recommended resources and upcoming professional development opportunities.

### **Teacher and Student Workshops Planned**

Planning is underway for both primary and secondary workshops this term. The workshop for the primary and intermediate sector will be held on 19 May, in Whangarei, and is directed at teachers new to environmental education. Teachers will explore the links between the NZ Curriculum, the Guidelines for Environmental Education in NZ Schools and the Enviroschools Programme. They will also investigate practical planning ideas for integration into their school curriculum.

The secondary workshops, to be held in both Whangarei and the Mid/Far North, will involve both teachers and students. Participants will take stock on what is happening in environmental education at their schools, reflect on the meaning of 'sustainability', clarify links between action, environmental education and Enviroschools and learn how to slot envirogroup leaders into the NCEA Education for Sustainability Achievement Standards.

The workshops will be run in conjunction with the Enviroschools Foundation, the Department of Conservation and the Tai Tokerau Education Centre.

### **School Visits**

Due to the school holidays, facilitators worked with a smaller number of schools during April. The schools included Dargaville Intermediate, Hurupaki, Mangamuka, St Francis Xavier, St Joseph's, Whananaki and Whangaruru schools. All secondary Enviroschools participated in email communications.

### **IWI LIAISON**

During April, NIWA with NRC and members of the Whangarei Harbour Kaitiaki Ropu visited One Tree Point West and Takahiwai to complete final monitoring of the small scale transplant trials of seagrass. At the time of the visit it was noted that seagrass has re-colonised a large proportion of the Takahiwai shoreline. Since the last monitoring event in October 2009, there appears to have been substantial growth and expansion of the seagrass meadows. This is due both in part, to previous trials of small scale transplantation and also natural recovery. At this time it was decided that it would be inappropriate to undertake the large scale transplanting project previously endorsed by Council. As with the large scale cockle translocation project, it is likely the project will be postponed until later this year.

Te Runanga o Whaingaroa presented both the Regional and Far North District Councils with their Draft Iwi Environmental Management Plan (IMP). The project to compile an IMP is being co-funded by both Councils. A final version of the document is due to be completed by December 2010.

The Iwi Liaison Officer and one of the Policy Specialists attended a Sites of Significance hui. This is a joint project between Repo Consultancy and the Whangarei District Council. It is aimed at providing a template for hapu/iwi should they wish to pursue the mapping of their site.

## **FINANCE AND INFORMATION TECHNOLOGY**

### **FINANCE**

Year to date, Council is showing a surplus before extraordinary items of \$785K against a budgeted deficit of \$211K. The variance is primarily due to expenditure tracking behind budget as a result of budget phasing. We are expecting expenditure to catch up over the remaining financial year.

### **FORESTRY**

#### **Forest Harvesting**

- The harvest of the 1977 area (26 ha, approximately 13,000 tonnes) over summer 2009/10 has continued.
- The harvest operation has now had three full months of production (February, March and April).
- Total harvest to date is 10,730 tonnes or 82% of total estimated for block.
- There remains only about two weeks of harvest to complete the area.
- Actual costs for April and the harvest to date are in line with the net return estimates.
- When NRC agreed (October 2009) to harvest in the 2009/10 summer, the net return estimate from Northland Forest Managers (NFM) [the contracted Harvesting and Marketing Agent for the 1977 harvest area] was \$440,000, the current estimated net return is \$520,000, down on the previous estimate of \$570,000 due to stand gaps and numerous small unstocked areas. Total net return to date is (provisional) approximately \$470,000.
- The end of May will see the final clean up of the harvest area with respect to site condition, roading, water and soil and environmental matters.
- Council's forest Consultant (Chandler Fraser Keating) is handling the contract administration with NFM on our behalf.

#### **Forest Development Programme**

- Forest development programme for the 2009/10 year started in April with the 2nd prune [(VLP(2))] of the 2002 area (37 ha).
- As soon as harvest is complete, the re-planting of the harvested 1977 area will have to be planned, particularly the cutover assessment and site preparation required prior to planting in winter.

## **INFORMATION TECHNOLOGY**

### **IRIS**

The IRIS (Integrated Regional Information System) Project is in its early stages and gaining momentum from Councils' participation and engagement. This Council has taken an active role in the analysis and design of the first phase of the Consents module which is now nearing sign-off. The majority of work completed to date has been building the application framework with some core functionality around Contacts and Locations now being tested by participating Councils. This Council will continue to take an active role throughout the design and development of the Consents and Compliance Monitoring modules, scheduled through until March 2011.

### **Infrastructure**

In August, the purchase of a Storage Area Network (SAN) and back-up solution was approved. Work on the SAN project continues.

## **STRATEGY AND PLANNING**

### **RESOURCE MANAGEMENT PLANNING**

#### **National Submissions**

Staff prepared the Chairman and CEO's submission on behalf of Council to the Minister of Justice on the Government's review of the Foreshore and Seabed Act 2004 on 30 April 2010.

On 4 May 2010 we also made a submission on the Ministry of Economic Development and Department of Conservation Minerals Consultation discussion paper, as per the Council discussion and resolution at its 21 April 2010 meeting.

#### **Regional Policy Statement (RPS) – 10 Year Review**

Staff continued to develop and refine the draft issues and options for inclusion in a public discussion document on the content of the new RPS. To date 13 regionally significant topics have been identified and will form the core workstreams being progressed by staff. They are: coastal management, natural hazards, water quality, water quantity, growth and infrastructure, climate change, biodiversity and ecosystems, outstanding landscapes and outstanding natural features, land management and soil conservation, air quality, heritage protection, waste, and hazardous substances/contaminated land.

Workshops and individual meetings were held with key stakeholders to seek their views on the key issues and potential key solutions to address them. (Workshops and meetings with Councillors, internal staff and external key stakeholders will be ongoing throughout the development and refinement of the Issues and Options discussion document).

On 21 April 2010, Councillors discussed the future relationship Council could have with Maori, especially between governance entities. The development of this relationship will affect, amongst other things, the process for developing the new RPS and the content, buy-in to and potential effectiveness of the future RPS. Working with the Council on revitalising this governance relationship and continuing work with the Iwi/CEOs' Forum on the development of the relationship and the new RPS. The Iwi/CEOs' Forum has agreed that Council staff should engage with their Iwi resource management experts and see if they can develop a collaborative process/project around, at least initially, the issues and options for the new RPS. Staff held an initial hui with the resource management experts from Iwi and Te Uri o Hau and Te Roroa to discuss the process, timeframes and development of the new RPS. These discussions have been positive and we are confident that this will form the start of a healthy relationship at the technical level, which we hope will flow beyond the development of the Issues and Options Document.

During May staff will be visiting a number of Councils that are more advanced in the development of their 2<sup>nd</sup> generation RPSs to learn from their experiences, share information and best practice, acquire evidence, discuss and find ways to address cross boundary concerns, that will increase the effectiveness and efficiency of our RPS development process and enable better evidence to be presented to Council to aid its future decision making on the RPS.

#### **Plan Change 2 (Animal Effluent Discharges) to the Regional Water and Soil Plan**

As previously reported, a consent order to resolve all outstanding points of appeal on Plan Change 2 (Animal Effluent Discharges) was filed with the Environment Court prior to Christmas.

The presiding Judge has raised concerns surrounding the subjective nature of one of the proposed amendments to permitted activity rule 16.01.01. Negotiations have continued and it looks likely that agreement on amended wording to meet the presiding Judge's concerns has been reached. It is anticipated that a consent order to resolve this matter will be in circulation before the end of the month and that Plan Change 2 will be operative by the end of June 2010.

#### **Regional Coastal Plan Change 1 (Mooring and Marinas)**

Council approved the initiation of a variation to this plan change to do away with Mooring Management Plans (February 2010 meeting). Consequently, a request was made to the Minister of Conservation to put on hold her approval of the plan change. Key stakeholders have been notified of the intended variation. Councillors have indicated that they have a range of issues they would like staff to consider. A Councillor workshop on issues and options is likely to be held in June 2010.

#### **Regional Coastal Plan Change 2 (Marine 1 Review – Whangarei Harbour) and Regional Coastal Plan Change 3 (Mangrove Management)**

The Minister of Conservation approved the two plan changes on 17 February 2010.

The next step is to present the plan changes to Council for it to resolve the operative date, ie from when the plan changes will become part of the Regional Coastal Plan. We aim to present them at the June 2010 Council meeting.

#### **Regional Coastal Plan Change 4 (Aquaculture Management)**

Resolution of appeals is on hold. The Judge has directed the Council to report back to the Court by 29 October 2010 on the progress of the new legislation. One party wishes to continue to resolve the Maori specific provisions, which are likely to be unaffected by any changes to the legislation. Proposed wordings have been circulated to the parties. The Judge directed the Council to report back to the Court by 30 August 2010 on this matter.

### **OTHER PLANNING MATTERS**

#### **Land Use and Subdivision Applications**

During April 2010, seven resource consent applications were received from the Whangarei, Kaipara and Far North District Councils. There were six non-notified applications and one notified application. The Council provided comments on two applications, regarding land disturbance activities and stormwater management. No formal submissions were made this month.

### **INFRASTRUCTURE**

#### **Councillor Forum**

A response to Councillor Carr's Councillor Forum in regard to securing adequate affordable electricity for general use and securing adequate fuel/energy for transport and industrial purposes, is addressed in a separate agenda item to this meeting.

#### **Regional Land Transport Strategy**

The final version of the 30 Year Transport Strategy for Northland (the Strategy) is being presented to the Regional Transport Committee meeting on 18 May and is the subject of a separate agenda item to this meeting. It is anticipated that the Strategy will be made operative on 31 May 2010.

## OPERATIONS

### CONSENTS

#### Consents in Process

During April 2010, a total of 82 Decisions were issued. A copy of these decisions are circulated under separate cover. These decisions comprised:

- 0 Moorings
- 9 Coastal Permits
- 4 Air Discharge Permits
- 14 Land Discharge Permits
- 5 Water Discharge Permits
- 15 Land Use Consents
- 24 Water Permits
- 11 Bore Consents
  
- 75 Applications were received.

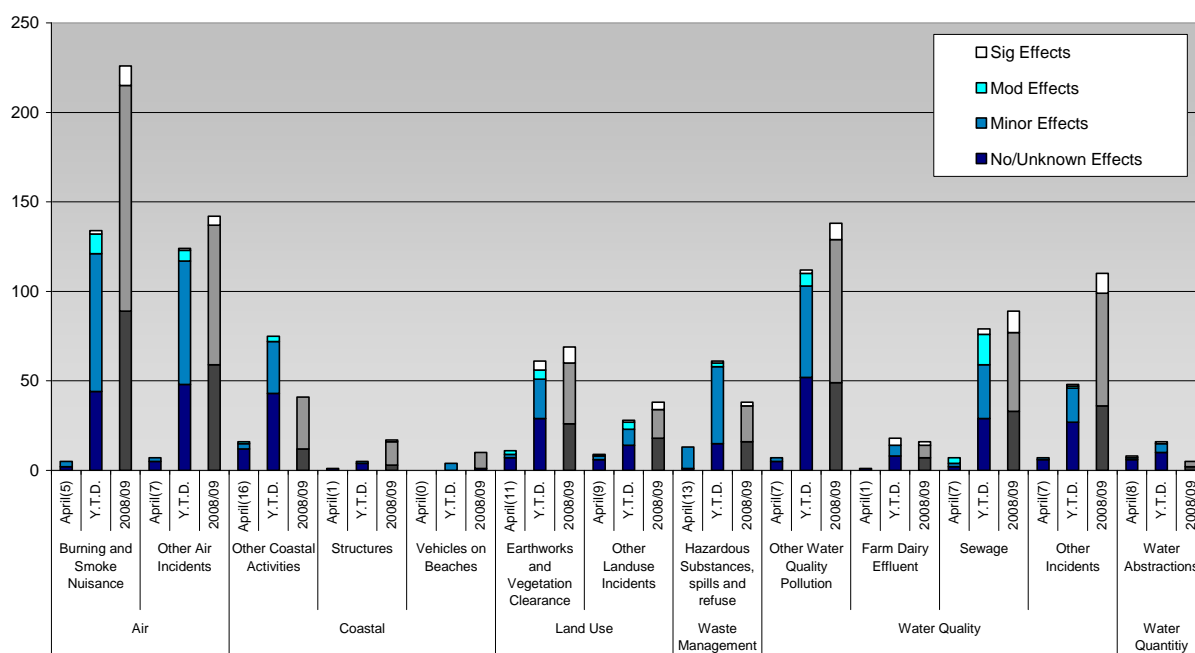
Of the 483 applications in progress at the end of April:

- 238 were received more than 12 months ago (most awaiting further information);
- 31 were received between 6 and 12 months ago (most awaiting further information);
- 214 less than 6 months.

## MONITORING

### HOTLINE – ENVIRONMENTAL INCIDENTS

#### Incidents investigated 1-30 April 2010



## **COASTAL**

Microbial source tracking was undertaken in water in Kerikeri Inlet. This investigation will assist NRC staff in determining management options of these sources. Sources of animal excrement (eg geese, duck, shag, goat, sheep, cows, possum, human etc) were collected and analysed for their DNA profile in a bid to help monitoring staff identify the exact source of contamination to our waterways. Previously DNA profiles have only allowed staff to identify between herbivore, human and wildfowl.

Water quality was measured this month in the Bay of Islands, Whangaroa, Whangarei, Hokianga and Kaipara Harbours.

Compliance monitoring of coastal structures (new and existing) and marinas was completed.

### **Community Consultation**

A meeting with the Bay of Islands Maritime Park Inc group was attended this month to discuss results of the monitoring of seagrass in the Eastern Bay of Islands. NRC and NIWA's work showed there has been a 60% loss of seagrass since the late 1960s. The cause of this loss is being investigated.

A meeting with Waiora Hokianga was attended to discuss results of the water and shellfish monitoring. Monitoring over the last three months shows good water and shellfish quality.

### **Estuarine Monitoring and Management Issues**

The Estuarine Monitoring Programme continued this month with sampling in Kerikeri and Kaipara Harbours. The aim of this programme is to assess the health of the estuary and monitor changes to estuary health over time.

The Sediment Accumulation Rate (SAR) project continued this month in the Kerikeri and Kaipara Harbours.

## **WATER RESOURCES**

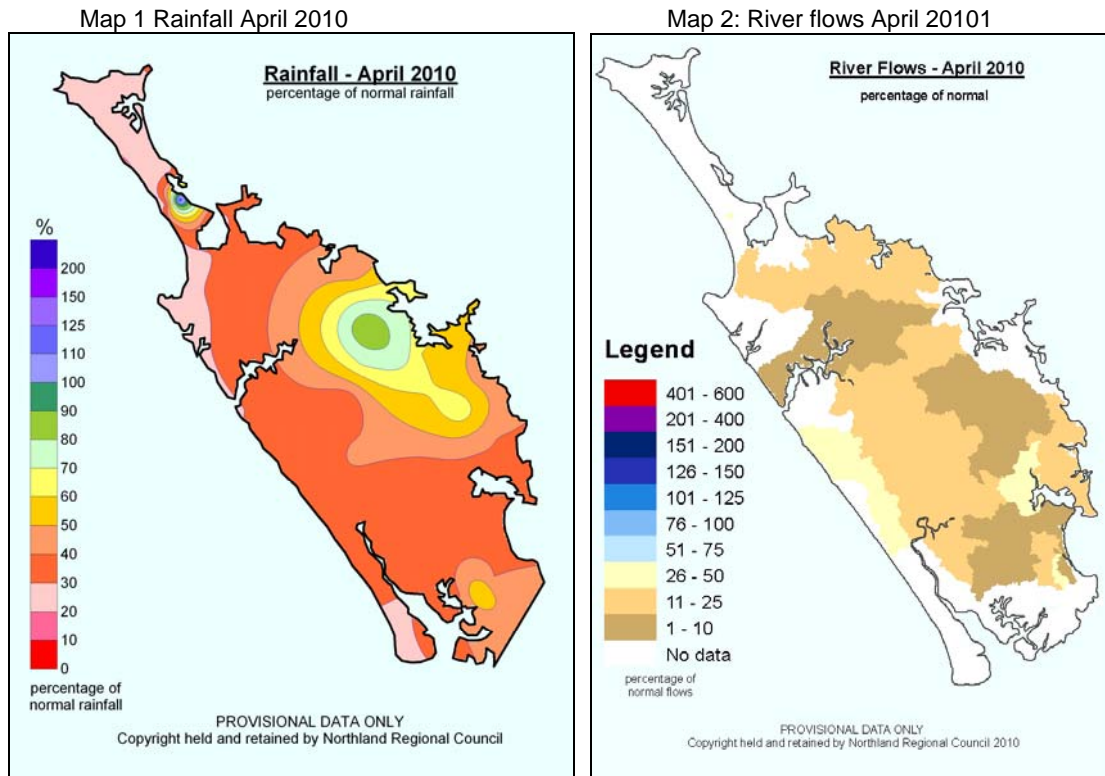
Drought conditions in Northland continue to be extreme. Rainfall amounts during April varied between 30% and 90% of normal rainfall. On 5 April a localised, intense rainfall event occurred near Pukenui in the Far North. Rainfall amounts reported included 144mm over three hours and 170mm over four hours. On 27 April, two northerly fronts brought much needed rain to the eastern areas of Northland. Rainfall amounts varied from just 7.5mm at Tara near Mangawhai through to 68.5mm in the Kerikeri area, 74.5mm at Puhipuhi and 76.5mm at Ohaeawai. Ohaeawai and Puhipuhi recorded 34mm and 36 mm respectively over one hour. The rain was quite variable, with other areas of the North which desperately needed it, not faring so well.

Over the past six months, from November 2009 to April 2010, the cumulative rainfall for Northland had varied from 23% to 53% of the expected rainfall. Overall, Northland had received only 38% of the expected rainfall that would occur between November and April. This equates to a 400mm deficit.

Low ground water levels are now having a significant effect on the river flows. Rainfall is providing some temporarily relief to the low river flows, however flows return to critical levels within a few days. Substantial rain is required to recharge groundwater levels and river flows. Above average rain throughout winter and even into spring is required for the region's water resources to properly recover from the drought and escape similar problems next summer.

Rivers in the Kaitiāia, Hokianga and many east coast areas down as far as Whangarei continue to remain at critical levels. The Awanui River at Kaitiāia recorded 13% of the expected April flows; the Maungaparerua Stream (a tributary of the Kerikeri River) and the Wairua River recorded 10%.

The National Institute of Water and Atmospheric Research has indicated the El Niño in the tropical Pacific is fading fast and is likely to be gone by June. Eastern regions of both Islands are likely to experience normal or below normal rainfalls. In the driest parts of the country, low soil moistures and stream flows are likely to continue into winter.



## WASTE MANAGEMENT

### Chemical Collection

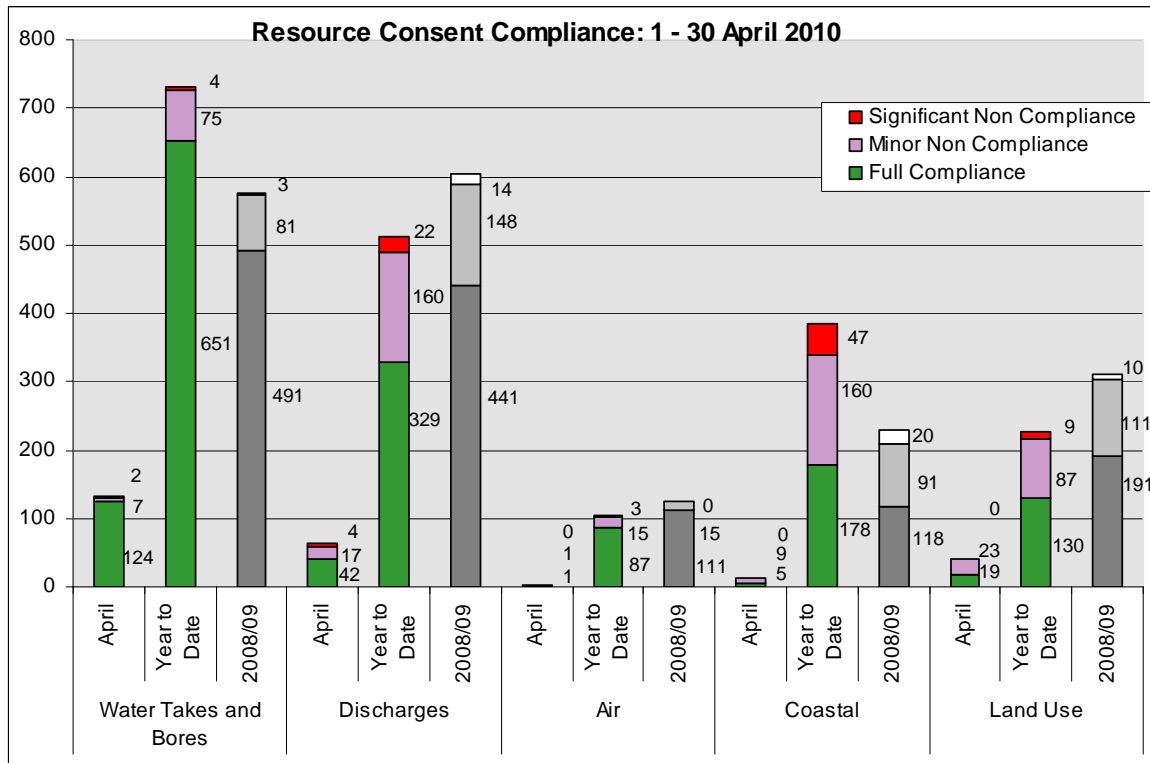
Chemicals disposed of this month total 473.5kg, being 142.4kg corrosive chemicals, 120kg toxic chemicals and 54kg eco-toxic chemicals.

### Department of Labour Hazardous Substances Contract

Eleven sites were visited, of which five were new sites. Of these five, three are boatbuilders and all show significant non-compliances, and will be closely monitored. This issue was raised with the Department of Labour during the quarterly meeting and it was agreed that the boatbuilding industry will be a focus of compliance work for the next quarter.

## COMPLIANCE MONITORING

The results of compliance monitoring for April 2010 are provided in graphical format below. Data is also provided on compliance levels year to date and compared with last year's monitoring results.



**Water Quality and Discharge Monitoring**

Seventy-three percent of discharges monitored over the period were fully compliant with consent conditions. There were five significantly non-compliant discharges. Four of these were FNDC wastewater treatment plants (Taipa, Paihia, Kaikohe and Kaeo). Upgrade and consenting issues are currently being worked through with FNDC. The WDC wastewater treatment plant at Hikurangi was also significantly non-compliant. A report has been requested on how a leak through a bund wall will be fixed.

**Farm Dairy Effluent**

Follow-up visits to all the significantly non-compliant farms are almost complete.

A meeting was held with DairyNZ consulting officers to raise their awareness and provide training on the most pressing effluent non-compliance issues.

**Land Use Monitoring**

There were no significant non-compliances for land use monitoring for April. This is a good outcome, especially given the number of sites that have been monitored during the month.

**Water Take Monitoring**

The lack of rain is continuing to have significant impacts on urban reticulated water supplies. The shortage of water also continues to have very serious impacts on farmers, irrigators, industry and horticulturist.

Rivers in the Kaitaia, Hokianga and many east coast areas down as far as Whangarei still remain at critical levels. Water supplies to some townships in the Far North and Whangarei districts are in jeopardy due to the extreme low flows, although April rain has stabilised stream flows in the South Hokianga area (Opononi, Omapere and Rawene).

Water shortage directions have been reissued to the Awanui River catchment and Kaitaia. The water shortage direction for Kawakawa and Moerewa has not been reissued but is currently under review based on further river flow assessments

In Whangarei taking of water from rivers to supply the Whangarei district has been reduced and there is now a greater reliance on the Whau Valley Dam. A water shortage direction is being assessed for the WDC water take on the Hatea River to provide some relief to the dam supply.

As a result of the ongoing drought, extensive monitoring of surface water takes continued. Approximately 112 compliance events were entered on the database, of which one was significantly non compliant and five were minor non compliances. Over 70 river, stream and spring flow measurements were completed to check continuation flow requirements.

Council staff continued to work closely with the FNDC, WDC and major water users as river flows recede further. There had been no reported constraints with the water supplies in the Kaipara district.

## **ENFORCEMENT**

### **Abatement Notices**

Ten abatement notices were issued in April. These related to the following activities:

- Five for earthworks.
- Two for sewage discharges.
- One for clearing vegetation in a wetland.
- One for dredging in the CMA.
- One for an industrial discharge.

### **Infringement Notices**

Three infringement notices were served during April. These were for:

- One for water take.
- One for sewage discharge.
- One for clearing vegetation in a wetland.

### **Other Enforcement**

Three farm dairy effluent prosecutions are in process. Charges have now been laid and served on all parties. No pleas have been entered to date. A court hearing in May has been set for the first of these prosecutions.

The prosecution against various parties for the deposition of soil and other materials at Ngunguru Ford Road had a final sentencing date of 19 April, however this has now been deferred to a judicial teleconference scheduled for 6 May. Discharge without conviction against all defendants will be granted subject to completion of site remediation and matters agreed at the restorative justice conference.

Four emergency works directions have been issued under section 330 of the RMA. Three of these were for work in a wetland. The fourth was issued to FNDC to enable land application of effluent from the Kaitaia wastewater treatment plant. This was necessary to avoid the discharge of effluent containing high levels of toxic algae to the Awanui River.

## **MARITIME**

### **OIL SPILL RESPONSE AND PREPAREDNESS**

Maritime staff responded to eight oil spill incidents during April. Most incidents were minor in nature.

An accident at a Whangarei boat yard required the clean-up of an estimated 40 litres of engine oil. The oil had escaped from a damaged fishing vessel that had toppled from its cradle during removal from the water for repairs. Sorbent booms and pads were used to recover most of the oil and a small amount of dispersant applied on oil that had escaped the containment booms. Response costs will be recovered from the boat yard owner once final costs have been collated.

The Northland Marine Oil Spill Contingency Plan was significantly updated and the new version distributed to controlled copy holders.

Memoranda of Understanding with the key response partners; New Zealand Refining Company, Northport, North Tugz and the Department of Conservation were reviewed and updated.

Preparation for a major oil spill response exercise (to be held in May) continued. Resource consent was granted for the simulated beach clean-up that will be a component of the exercise.

## **NAVIGATION, SAFETY AND MARITIME OPERATIONS**

### **Port and Harbour Safety**

Navigation and safety advice was provided for the proposed lower Hatea River bridge crossing; for a proposed new navigation beacon at Paihia and to the master of a super yacht (below the pilotage tonnage) visiting the Bay of Islands.

### **Maritime Incidents**

There were 19 maritime incidents reported during April. Most of these were minor in nature and impact and were dealt with using standard procedures. The response to the grounding and sinking of a 42-foot yacht off Whatuwhiwhi is ongoing with the American insurance company in the process of vetting tenders for the removal of the yacht's remains.

### **Aids to Navigation Failures**

New batteries were installed to remedy navigation light failures at Tutukaka No. 6 port hand beacon, Tohunga Beacon at Rangaunu and Ariawa Creek port hand beacon at Houhora. Follow up of a reported navigation light failure at Kissing Point found the light working correctly.

### **Aids to Navigation Maintenance**

An upgrade of aids to navigation and maintenance of existing aids was completed on Rangaunu and Houhora harbours. Feedback received from the respective harbour wardens has been very positive and the work much appreciated by harbour users. "Waikare" was returned to Opuia at the conclusion of the work.

A new top-mark was fitted to No. 5 starboard hand mark at McLeod Bay, Whangarei and the base for the Pakatahi beacon in the Bay of Islands was rebuilt.

## **TRANSPORT OPERATIONS**

### **Total Mobility – March 2010**

Total clients	No of taxi trips	Monthly Actual Expend	Monthly Budget Expend	Variance	Year/Date Actual Expend	Year/Date Budgeted Expend	Variance
1158	2877	\$16,150	\$17,166	\$1,016	\$146,015	\$154,494	\$8,479

Staff are still in the process of assessing the financial implication that Phase 1 and 2 of the National Total Mobility Review will have on the Whangarei Scheme.

In addition to the above, an Assessors meeting was attended in Auckland in an effort to gauge the extent of additional work that the Total Mobility Agencies will be required to undertake. This includes awaiting a proposed national directive resulting in agencies being eligible to receive financial compensation for assessing clients. It is unclear at this time as who will be expected to bear these additional costs.

The Total Mobility wheel chair hoist vans are now fully operational. No formal complaints were received from clients during the month.

Negotiations with the New Zealand Transport Agency have resulted in additional funding being secured to ensure that contracted service providers continue to receive the \$10 flat payment per hoist lift for the full 2009/2010 financial year.

The management of Kiwi Cabs in Whangarei has recently been taken over by "Alert Cabs" of Auckland. This will result in the need to re-negotiate the existing Total Mobility Service Provider Contract agreement with the new management company.

The annual Total Mobility Passenger Survey conducted, as required by the New Zealand Transport Agency, was completed during the month, with 80% of the respondents rating the service as "Very Good" or "Excellent". This exceeds the 75% as contained in the 2009/2010 LTCCP Levels of Service.

#### **City Link Whangarei – April 2010**

Passenger and revenue statistics are unavailable at this time.

During the month under review, passenger surveys were undertaken on the contracted City of Whangarei Bus Service. This survey is a statutory requirement of the New Zealand Transport Agency. Sixty three percent of the passengers rated the services as "Very Good" or "Excellent". This falls below the targeted level of 75% contained in the LTCCP Levels of Service. These findings however contradict the steady passenger growth that this service has experienced. When including those passengers that rated the service as "Good", the satisfaction level rose to 98.2%.

#### **Super Gold Card Scheme**

Negotiations with the New Zealand Transport Agency have resulted in additional funding being secured to ensure that the Super Gold Card Scheme in Whangarei can continue to the end of the 2009/2010 financial year.

#### **Road Safety**

Fatal crashes for the Northland region as at midnight 30 April 2010:

<b>Local Body Data</b> (includes State Highways)	<b>Total for all of 2009</b>	<b>Year to date 2009</b>	<b>Year to date 2010</b>	<b>Annual Average 2005/2009</b>
Far North	15	2	7	13
Whangarei	16	6	2	12
Kaipara	4		1	4
<b>Northland region</b>	<b>35</b>	<b>8</b>	<b>10</b>	<b>29</b>
Rodney	16	6	6	16
Auckland region	75	37	24	70

#### **Stock Truck Effluent Dump Sites**

A report on the progress of the stock truck effluent dump sites for Northland will be presented to the May 2010 Regional Transport Committee meeting. This will include the concept report for the proposed effluent dump site at Pakaraka on State Highway 1N.

### **Regional Walking and Cycling Safety Workshop**

A number of meetings were held during the month with the New Zealand Transport Agency and cycle representatives. These meetings have concentrated on identifying those roads that are mostly used by cyclists for training or recreational purposes. These roads were then prioritised according to use. These lists will be utilised in identifying those roads where signs warning of cycle activity can be best placed.

### **Regional Development Funded Projects**

At their meeting held on 3 March 2010, the Regional Development Joint Committee agreed to:

*Review the current Regional Transport Plans (RD improvement programmes) from both regions and provide an objective assessment of the relative priorities of each remaining, new or uncompleted roading project independent of the region in which they occur.*

*The objective for the Review is to obtain the greatest economic benefit from the use of the remaining funding. This is to be done by assessing the future regional economic benefit that will be derived from each project. In the process of making these assessments, the reviewers are to ensure that the least cost option has been chosen for each project, consistent with maximising economic benefit.*

A draft report on the Regional Development Funding Projects Review – April 2010 was received from the consultants on 16 April 2010. Copies of the draft report were circulated to all persons and organisations concerned for their comment.

Initial observation of the document highlights that the three District Councils of Northland show estimated 7.1% - 28.5% savings when compared to the 2008 cost options provided. The Tairāwhiti Region however is requesting a 99% increase in funding in order to complete its originally approved projects.

A report on the content of the Draft Report on Regional Development Funding Projects Review – April 2010 will be presented to the May 2010 Regional Transport Committee meeting for their consideration.

### **Rugby World Cup 2011**

A national Rugby World Cup 2011 transport meeting was held on 26 April 2011. This meeting concentrated on those issues that regions could potentially face with regard to Traffic Management Plans and general transport issues during this period.

A regional Rugby World Cup 2011 workshop is scheduled for 11 May 2010. This meeting will be attended by representatives from: -

Northland Regional Council;  
Whangarei and Far North District Councils;  
Enterprise Northland;  
New Zealand Transport Agency;  
New Zealand Police;  
New Zealand Fire Services;  
St John Ambulance Service; and  
Civil Defence Emergency Management

The Kaipara District Council have stated that they will be involved only as necessary.

## **CIVIL DEFENCE EMERGENCY MANAGEMENT (CDEM)**

The CDEM Group continues to monitor the ongoing drought conditions and since February a weekly situation report ("Sitrep") has been produced by the Northland CDEM Group. The Sitrep provides a weekly region-wide overview of the situation and is being circulated to a variety of interested parties. At a national level MCDEM are now monitoring the situation. The next Rural Support Trust Drought Committee meeting is scheduled for 13 May.

In November 2009 MCDEM carried out a Monitoring and Evaluation exercise across the Northland CDEM Sector which involved a series of interviews with a number of key personnel. In April officials from MCDEM met with the Chairs of the CDEM and CEG and the CDEM Manager to outline the findings of the finalised Capability Assessment Report. The full report findings and recommendations are to be reported to the next CDEM Group meeting in June.

The fifth Annual CDEM Forum was held at Forum North in Whangarei on 16 April. The Forum was very well attended with approximately 165 personnel from the emergency services, partner organisations and community groups present. The focus of the Forum speakers was on tsunami and included several very informative presentations from the scientific community.

Over the weekend of 17/18 April a two-day Core Skills course was held for ten volunteers. On 26-28 April a three-day CIMS Level 4 course was attended by fourteen personnel. The Northland CDEM Group recently had an application to Tai Poutini Polytechnic to become a sponsor client for the 2010 year approved. As a sponsored client, the group qualifies for a 50% discount on course fees for the year. A total of nine courses are planned for the year.

The NRC CDEM officer continues to provide assistance to the WDC in the development of nine Community Response Plans (CRPs) identified as being priorities. During April a number of preplanning meetings have been held with the various community groups and one draft plan has been completed. In addition the NRC in consultation with Kaipara District Council, has agreed to facilitate the finalisation of the Mangawhai CRP.

On 30 April, the CDEM Senior Programme Manager attended AUT to provide a presentation on recovery to a group of third year students who are completing risk and emergency management papers.

## **LAND AND RIVERS MANAGEMENT**

### **LAND MANAGEMENT**

#### **Northland Biodiversity Website Project**

A contract was let to Koordinates Ltd as the successful tenderer for the construction of the Biodiversity website which will be launched in August. The costs of the website development are being met through a DOC TIFBIS (Terrestrial and Freshwater Biodiversity Information Systems) grant awarded to the NRC.

#### **Wetlands**

Wildland Consultants have commenced scoring and ranking of the remaining 336 Top Wetlands in the Council's wetlands database and this work is scheduled for completion by 21 May. An estimated 17% of these will require further survey to obtain sufficient information to complete the ranking and this work will be undertaken by Land Management staff.

**Lakes**

Staff assisted NIWA with underwater surveillance and ecological monitoring for the Northland annual dune lakes programme. A total of 17 lakes were covered. Lake levels were down this year due to drought conditions, and water clarity had improved at many of the lakes. Many of the lake margins were being impacted by stock grazing. Staff are considering which lakes are a priority for riparian management and will develop a list of lakes for targeting improvements with land owners.

**CoastCare**

Site visits were conducted in Omapere, Opononi and Whananaki South. A meeting of the Hokianga Harbour Foreshore Restoration Society was attended at which the future of the Society was discussed. The Society will hold an Annual General Meeting before the end of July.

**Vehicles on Beaches**

The CoastCare Co-ordinator attended the Kerikeri Country Fair to provide information on Vehicles on Beaches, and other CoastCare projects, in conjunction with Police and ACC staff. The day was well attended and a large number of people visited the stand.

**Recreational Bathing Water Catchment Survey**

Staff have concluded catchment surveys at Otamure Bay, Langs Beach, Coopers Beach and Ocean Beach as part of the response to poor water quality at these sites. Staff have contacted landowners in the Otamure and Coopers Beach catchments and are working towards fencing off streams and wetlands on these properties, with the help of the Environment Fund.

**Ballance Farm Environment Awards**

The 2010 Ballance Farm Environment Awards ceremony was held, with the supreme award received by Brian and Gaye Simms of Kaitaia for their 112 ha (70ha effective) dairy unit. Merit awards went to the following;

- NZ Farm Environment Award Trust Livestock Farm Award - Sandy and Sharyn Moore of Pīpiwai.
- PGG Wrightson Land and Life Award was shared jointly by John and Christine Pederson of Parakao, and Ken and Janine Hames of Paparaoa.
- Ballance Agri-nutrients Nutrient Management Award - Ken and Janine Hames of Paparaoa.

**Presentations**

Presentations this month were given to a Whangarei Boys' High School Year 12 Biology class on the topic "Science for the future" which dealt largely with a Land Management Officer's role at Northland Regional Council.

A presentation was given to Whangaroa Community Plan working group covering soil conservation and sustainable land management in Whangaroa catchments.

**Environment Fund**

An update is provided in a paper to the Environmental Management Committee.

**RIVER AND HAZARD MANAGEMENT****Awanui River**

FNDC has proposed undertaking maintenance to the Donald Road Bridge. The bridge configuration reduces effectiveness of the Whangatane Spillway as it constricts channel capacity and has two central piers which catch debris.

Staff have made a submission to the FNDC Annual Plan on this issue and intend writing to FNDC seeking an integrated solution that addresses all of the bridge's shortcomings.

At the Awanui Flood Management Liaison Committee workshop on 24 February 2010 a range of options to reduce the risk of flooding to Urban Kaitaia were presented and discussed. The Committee, in conjunction with members of the Far North District Council, decided that maximising the use of the Whangatane Spillway was the next priority in upgrading the scheme. The need to address the capacity issues associated with the Donald Road Bridge was highlighted as a critical component to the success of the upgrade. Staff are progressing the spillway upgrade investigation and will report to the 17 June 2010 Liaison Committee meeting on effectiveness and feasibility.

Staff have completed drafting the Asset Management Plan for the Awanui River Scheme which is currently being reviewed. This will be presented to the next meeting of the Awanui River Flood Management Liaison Committee scheduled for 17 June 2010.

The draft peer review of the Awanui hydraulic river model was received. The draft recommends a number of updates to improve confidence in areas of the model. Staff are preparing a plan of model upgrades, which will include immediate and long term upgrades.

### **Kaihu River**

Following requests from parts of the Kaihu community, staff have invited a consultant proposal to assess pre-feasibility of multi-purpose dam sites in the Kaihu catchment, to be considered as a long-term option to reduce the effect of flooding. Staff have sent the proposal to the Kaihu River Liaison Committee, KDC and Northpower to gauge the level of interest for progressing this work and to assess the potential for collaboration.

Work on the Kaihu River Scheme was progressed with hydraulic modelling and design costing scheduled for completion by 7 May. The resource consent for Kaihu River Scheme has been submitted for renewal and a revised Kaihu River Management Plan has been drafted. These matters will be tabled at the next meeting of the Kaihu River Liaison Committee scheduled for 26 May 2010.

### **Kaeo and Whangaroa**

The Kaeo Flood Reduction Strategy was presented to the FNDC on 29 April 2010. The Strategy was received and a resolution passed to support the proposed strategy. Staff will now focus on preparing a business case for submission to government for its considerations of releasing funding support.

The second model run for the Kaeo stopbanking option, incorporating flood gates, river bank lowering, and a spillway across the loop next to the school is scheduled for completion in early May.

The draft peer review of the Kaeo hydraulic river model was received, with no critical issues identified that need to be addressed immediately. Several checks and potential adjustments to the model were identified in the report.

### **Kerikeri/Waipapa River**

Work on a River Management Plan for the Kerikeri/Waipapa catchments was progressed with options identified and inspected onsite. A variation to this project is being considered, to allow for model upgrade prior to the detailed option scenario modelling. The model upgrade will incorporate better defined flood plain modelling, enabling more accurate assessment of flow over the flood plain, critical for the risk reduction options being considered.

### **Whangarei Catchments**

An assessment of the potential for flood detention in the Raumanga catchment has been completed by consultants. The assessment indicated that a 15m high short-term detention dam at Kotuku Street would significantly reduce flood flows at the confluence of Waiarohia and Raumanga streams and downstream flood damage. Across all design event storms, the average annual damage would be reduced by some 60%, were this dam to be implemented. The report recommended that this option be pursued further.

NRC and WDC staff have further investigated other options for reducing flood risk including an assessment of how the greenway flood channelling concept could be staged, Rust Avenue bridge upgrade and enhancement of the rail embankment as a flood barrier to reduce CBD flooding caused by Waiarohia River, and meeting with Whangarei Boys' High School staff to discuss short term detention of flood water in sports grounds as identified in previous reports.

This information has been pre-circulated to the Urban Whangarei Rivers Flood Management Liaison Committee to consider prior to the committee meeting scheduled for 6 May 2010.

### **Priority Rivers Project**

Work is progressing with the development of river management plans for the 23 priority rivers/streams. Transfer of rainfall and river flow data to the consultants has been completed for all catchments which are to have model calibration/verification events run. Staff have commissioned two additional verification events for the Hatea and Kawakawa catchments, to achieve further confidence in the models and optimise use of available data. Detailed calibration of Group 1 river models is nearing completion.

A comparison of the HIRDS (NIWA High Intensity Rainfall Design System) V.2 and V.3 packages was completed for four locations in the Kerikeri catchment. The HIRDS V.3 rainfall depths were found to be 15% - 22% higher than the HIRDS V.2 rainfall depths for the 24 hour and 48 hour events at the same coordinates. The Raumanga catchment detention dam study also included such a comparison, and established similar increases for the Waiarohia catchment (15% - 19%), but lesser increases for the Raumanga catchment (2% - 6%) up to the 100 yr ARI event. Staff managed to incorporate the updated HIRDS v3 in the design rainfall events used for the project.

### **Other River Works**

Other river works, outside of the river schemes, have progressed including the removal of accumulated gravel from the Otiria Stream near the base of Turntable Hill. Other works at Otua, Omanaia and Puketotara have been commissioned and/or negotiations for site access are underway.

## **Coastal Hazards**

Data collection has continued for the tsunami inundation model for the Whangarei Harbour. The layout of the Marsden Cove Marina has been sourced, as well as construction details for the Bercich drain at Marsden Point. This will be the fourth modelling study undertaken by NIWA, and the approach to be followed for the Whangarei Harbour will be consistent with the previous studies.

Beach profile monitoring was completed for ten Far North beaches and three Whangarei beaches during March and April.

## **BIOSECURITY**

### **Marine, Plant and Animal Regional Pest Management Strategies (RPMS)**

Following public hearings on the proposed RPMS, the Hearings Committee is reviewing their decisions. The recommended decisions of the hearings committee will be presented to the Environmental Management Committee in May.

## **MARINE**

### **Tutukaka Harbour Surveillance**

Staff have completed a survey of Tutukaka Harbour aimed at detecting a range of unwanted marine pests including Styela. NIWA were contracted to undertake the survey, and worked alongside staff from the NRC and DOC. The survey team used a range of methods from crab and starfish trapping to diver and shore surveys. One of the aims of the survey was to assess risks posed to the iconic Poor Knights Islands by marine pests. No unwanted marine pests were detected during the survey.

## **FRESHWATER**

### **Northland Lake Status Survey**

The 2010 Northland Lake Status Survey took place 22-26 March, with 23 lakes surveyed. NIWA were contracted to undertake the survey, and worked alongside staff from the NRC and DOC. The survey involved assessing the ecological condition of some of the lakes as well as surveillance for aquatic weeds. It was an excellent opportunity to understand more about the survey methods, to build on the aquatic plants identification workshop, and to discuss management options with the NIWA scientists.

### **Lake Swan**

Grass carp were introduced into Lake Swan in May 2009 to control the aquatic weeds hornwort and egeria. The operational plan for the project requires an annual survey and this was completed during the lake status survey. Approximately 50 – 60% of the aquatic weed biomass has already been removed by the grass carp, and the fish seen had more than doubled in size and appeared in excellent condition.

## **PEST SPECIES**

### **Argentine Ants**

Annual ant monitoring within the Skudders Beach Community Pest Control Area (CPCA) has been completed, following the fourth year of control by the community. Ant numbers were up a little from the previous year as populations have survived in small isolated pockets which can be difficult to detect. The property owners are quite vigilant in their monitoring and now these survivors have been detected they will be treated before next summer.

Staff are also intending to undertake some trial work with new argentine ant baits and baiting though the winter. The initial work with granules is looking promising with potential to be better and more user friendly than the paste staff are currently using.

## **PEST PLANTS**

### **Whangarei Heads CPCA**

The tender for pest plant control work has been awarded to a contractor based in Kerikeri. Work commenced during the last week of April.

### **Passiflora apetela**

Staff have completed a survey for MAF Biosecurity of 20 properties in the Fairway Drive area of Kamo, including the original site found in Elgin Place Reserve. All of these properties have plants present, from seedlings through to mature fruiting vines. MAF BNZ will be using the information to assist in determining a response strategy.

### **Bathurst bur**

Inspections in the Mid and Far North have continued to show good levels of control. The few plants found this month have had fully mature burs on them and the land owners have been required to remove them and are to burn them once the total fire ban is lifted. This requirement to totally destroy the plants with mature burs is a further encouragement to control this species before the end of January which is usually prior to the formation of the burs, thereby reducing the control effort required.

### **Manchurian wild rice**

Recent follow-up control of Manchurian wild rice at one Mid North site has demonstrated how resilient this species can be. Despite five years of twice yearly spraying there was considerable regrowth up to two metres tall and two small new sub-sites were found 50m downstream and sprayed. These probably originated from viable root material in collapsed stream banks at the main site being carried downstream in floods.

### **Spartina**

Public interest in and support of the spartina eradication program has resulted in four additional sites in the Far North being added to the control program. This has resulted from requests for anyone spotting what they think is healthy spartina to notify the Regional Council of these sites because it is likely that these are unknown to staff.

Dargaville Biosecurity staff completed the annual control of spartina in the Kaipara Harbour, with sites of this invasive pest plant controlled at Ruawai and Te Kowhai.

### **Lantana**

Very few plants were treated this month. A follow-up project for the Ngataki stream, King block, and a small area at Pukenui is being planned.

## **Recommendation**

That the Chief Executive Officer's report dated 7 May 2010 be received.

## **COMPLIANCE WITH DECISION MAKING PROCESS**

The activities detailed in this report are provided for in the Council's 2009-2019 LTCCP, and as such are in accordance with the Council's decision making process and sections 76 to 82 of the Local Government Act 2002.

## **Update on Official Information Request – McKinlay Douglas Report on Local Government Options for Northland**

### **File D1.1**

**Report from Chief Executive Ken Paterson dated 6 May 2010.**

At the Council meeting in April, a supplementary agenda item was discussed that included responses received from the District Councils as a result of an Official Information request made regarding the McKinlay Douglas Ltd (MDL) Report.

It was noted that the Far North District Council (FNDC) had withheld the minutes of discussions regarding the MDL report and the Regional Council, held in the confidential section of their Council meeting on 3 March 2010. Following the April Council meeting, a letter was sent to FNDC requesting that they reconsider their decision to withhold the minutes. FNDC have subsequently provided this information which I have attached for your reference.

The previously withheld information is resolutions that:

“At the next Mayoral Forum Mayor Brown ask other Northland Mayors for their support in requesting a review by the Ministry for the Environment into the environmental standards and associated costs imposed on the three district councils by the Northland Regional Council”; and

“At the next Mayoral Forum Mayor Brown ask for their support requesting a review by the Ministry of Local Government into the Northland Regional Council’s compliance with decision making requirements for significant decisions eg Rail corridor and Whangarei Stadium”.

These minutes add to the now overwhelming body of evidence that the district council's motivations have often been based more on personal and political agendas rather than obtaining fact based research that would result in improvements for Northland. This has been confirmed by the report's author Peter McKinlay who commented that “the (MDL report) process had been complicated by Whangarei Mayor Stan Semenoff and Far North Mayor Wayne Brown saying from the beginning that there should be two unitary authorities”.

The Regional Council welcomes any investigations into any aspects of its operations as providing the facts upon which informed judgements can be made.

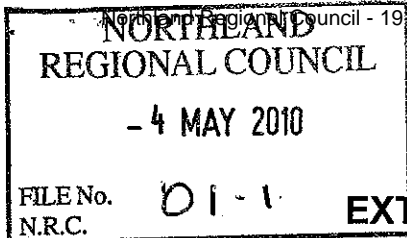
Councillors may recall that the Kaipara District Council failed to respond to the Official Information request within the required 20 day timeframe. A second follow up request has been made, although to date a reply has yet to be received.

### **Recommendation**

That the report from the Chief Executive Officer dated 6 May 2010 be received.

### **COMPLIANCE WITH DECISION MAKING PROCESS**

The receiving of this report is provided for in the Council's 2009-2019 Long Term Council Community Plan, and as such is in accordance with the Council's decision making process and sections 76-82 of the Local Government Act 2002.



**CONFIRMED**

**Far North District Council**

**EXTRAORDINARY COUNCIL MEETING**

**3 MARCH 2010**

MINUTES OF THE EXTRAORDINARY FAR NORTH DISTRICT COUNCIL MEETING HELD IN THE ELECTED MEMBERS LIBRARY, COUNCIL OFFICES, MEMORIAL AVENUE, KAIKOHE ON WEDNESDAY, 3 MARCH 2010 COMMENCING AT 10:00 A.M.

**PRESENT:**

Mayor Wayne Brown

T Baker

D Bowman

I Bamber

A Court

C Kitchen

D Maxwell

S Macauley

S McNally (arrived 10:05am)

**In attendance**

D Edmunds

T Norton

V Wright

S Manuel

Chief Executive

GM Strategic Development & Governance

Governance Services Manager

Executive Assistant to the Mayor

	Action	Info
Chair		✓
C.E.O.		✓
Fin		
Hum. Res.		
Hbr. Mst.		
CDEM.		
Mon.		
Con.		
Rivers		✓
US		

**1. APOLOGIES**

Resolved

Brown/Macauley

**That** the apologies from Councillor McNally for lateness and Councillor Byers for absence be received."

*Carried*

**2. DECLARATIONS OF INTEREST**

There were no declarations of interest.

**3. PUBLIC EXCLUSION**

Resolved

Brown/Bowman

**That** the public be excluded from the following part of the proceedings of this meeting, namely:

**Item No.      Item Issue**

3.1            Local Governance Options for Northland

The general subject of the matter to be considered whilst the public is excluded, the reasons for passing this resolution in relation to this matter, and the specific grounds under the Local Government Official Information And Meetings Act 1987 for the passing of this resolution, are as follows:

GENERAL SUBJECT MATTER	REASON / GROUNDS
Local Governance Options for Northland	Enable the local authority holding the information to carry on, without prejudice or disadvantage, negotiations (including commercial and industrial negotiations); (Sections 48(1)(a) and 7(2)(i))

*Carried*

**CLOSE OF MEETING**

There being no further business the meeting closed at 11:50am.

\_\_\_\_\_  
Mayor

/ /

\*\*\*\*\*

**PUBLIC EXCLUSION  
COUNCIL MEETING  
3 March 2010**

\*\*\*\*\*

**3.1. Local Governance Options for Northland**

Resolved

Bamber/Maxwell

**That** the McKinlay Douglas report, "Local Governance Options for Northland" be received;

**And that** Council receive the report and release it to the community/stakeholders for submission;

**And that** the Chief Executive is authorised to prepare Council's own discussion document for Far North ratepayers and residents as supplementary information for the consultation period;

**And that** the submission period be two months and in that time the reviewers present their report and assist in discussions with the wider community and stakeholders via public meetings and stakeholder group meetings;

**And that** the submissions are heard/considered by an independent person who will then make recommendations back to the councils;

**And further that** the Council then consider the report from the independent person and release an agreed position with Kaipara District Council and Whangarei District Council for consideration by the Local Government Commission."

*Carried*

In discussion of the McKinlay Douglas report Councillors commented on the role of the Northland Regional Council. Councillors noted that some of the environmental performance standards imposed by the Northland Regional Council appear to be excessive when compared to other Regional Councils throughout New Zealand and these high standards incur substantial costs to the district council.

In discussion the Councillors noted that there were concerns regarding regional ratepayer support for significant projects managed by the Northland Regional Council.

Resolved

Court/Bamber

**That** at the next Mayoral Forum Mayor Brown ask other Northland Mayors for their support in requesting a review by the Ministry for the Environment into the environmental standards and associated costs imposed on the three district councils by Northland Regional Council;

**And that** at the next Mayoral Forum Mayor Brown ask for their support requesting a review by the Minister of Local Government into the Northland Regional Council's compliance with decision making requirements for significant decisions e.g. Rail Corridor and Whangarei Stadium".

## **Draft Submission – McKinlay Douglas Report on Local Government Options for Northland**

### **File D1.1**

#### **Report from the Chairman, Mark Farnsworth dated 11 May 2010.**

Councillors will be aware that the closing date for public submissions on the McKinlay Douglas Ltd (MDL) Report on Local Government Options for Northland closes on 31 May 2010. A draft submission will be emailed to Councillors prior to the Council meeting and this will also be tabled at the meeting. The key themes of this submission, backed up by the findings of an Official Information Request, are as follows:

- While the contractor may be independent, the report is not independent and the district councils have actively directed the outcome of the report from very early on in the process.
- The public have not been provided with the facts upon which to make an informed decision and information provided has often been very misleading.
- No analysis of the costs and benefits of any reorganisation of local government have been done, and yet the district councils make unsubstantiated claims that the proposed changes will be either cost neutral or cheaper. Transition costs would be additional.
- Report author Peter McKinlay comments on the expected increased costs of multiple unitary authorities with duplicate regional plans being prepared and the impracticality of trying to manage separately what are currently regional functions, such as maritime functions.
- No analysis was done to identify what the problems in Northland currently are, so it is unclear how the recommendations made would actively bring about a positive change for Northland.

As noted above, a full copy of the draft submission will be tabled at the meeting. In addition, I intend to make further requests of the district councils under the Local Government Official Information and Meetings Act including:

- A copy of their own submissions on the McKinlay Douglas report; and
- Full details of all costs incurred to date on promoting their preferred option for changes to local government in Northland. It is expected that these costs will now be quite substantial and include not only the original \$80,000 for the report but also the costs of the Innes Reports, the subsequent week long roadshow presentations by Peter McKinlay, the Far North document printed and distributed to each household, the Whangarei document printed and distributed via the Leader, the additional two weeks of public meetings ran by both FNDC and WDC, and newspaper and radio advertising.

The Regional Council is on public record as saying that it is not opposed to change, even if this change spells the end of this Council in its current form. Any reorganisation process should be focused on what is best for Northland – ideally to unite and harness the full potential of the region – not to divide it at the ratepayers' expense. If, after the appropriate financial analysis and due diligence, it can be demonstrated that Northland will be better placed to thrive and grow under a different structure of local government, then the Regional Council will support change.

**Recommendation**

1. That the report from the Chairman on the Draft Submission – McKinlay Douglas Report on Local Government Options for Northland, dated 11 May 2010, be received.
2. That the draft submission on the McKinlay Douglas Report on Local Government Options for Northland, as amended at this meeting, be approved.

**COMPLIANCE WITH DECISION MAKING PROCESS**

The activities detailed in this report provided for in the Council's 2009-2019 Long Term Council Community Plan, and as such are in accordance with the Council's decision making process and Sections 76 to 82 of the Local Government Act 2002.

## Update on the Office of the Auditor General's Enquiry into the Northland Events Centre

File T5.5.1

Report from the chief Executive Officer Ken Paterson dated 5 May 2010.

Following the update given at the March Council meeting, representatives from the Office of the Auditor General (OAG) visited Council offices on 26 April 2010. The purpose of their visit was to discuss the information previously provided to them and make an assessment as to whether they are going to conduct any further investigation into issues surrounding the interaction of the Regional Council and the Whangarei District Council. The representatives indicated that they hope to be able to communicate this decision to the Council prior to the May Council meeting. Should the OAG decide to investigate further, it is likely to take several months before the outcome is known.

Any additional information will be presented at the Council meeting.

The resolution passed at the March Council meeting is as follows:

"That subject to the outcome of the Office of the Auditor-General's investigation, the Chairman writes to Mayor Semenoff repeating the Regional Council's request for answers to the outstanding questions detailed in this report to ensure that public commitments made in the Northland Community Plan 2009-2019 are adhered to."

The outstanding information referred to is attached.

The OAG advice to the Council is that we should not put any intended action on hold pending the outcome of their investigation. Consequently, Council may wish to reconsider the original recommendation from the March meeting as follows.

### Recommendation

1. That the report from the Chief Executive Officer Ken Paterson dated 5 May 2010 be received.
2. That the Chairman writes to Mayor Semenoff repeating the Regional Council's request for answers to the outstanding questions detailed in the March report to Council to ensure that public commitments made in the Northland Community Plan 2009-2019 are adhered to.

### COMPLIANCE WITH DECISION MAKING PROCESS

The activities detailed in this report are provided for in the Council's Long Term Council Community Plan 2009-2019 and as such are in accordance with the Council's decision making process and sections 76-82 of the Local Government Act 2002.

**INFORMATION PREVIOUSLY REQUESTED FROM THE WHANGAREI DISTRICT COUNCIL** (including the date first requested) but not yet received includes:

- All relevant details of an agreement made between the Whangarei District Council (WDC) and the Northland Rugby Union (NRU) regarding the transfer of Events Centre assets to the NRU (14 October 2009);
- Written public assurances that the facility will be run as a multi-event centre, operated and maintained by an independent Trust, with all assets remaining in public ownership (14 December 2009);
- An opportunity for the Regional Council to review the Trust Deed and provide comment to ensure that the Deed supports previous assurances given to the public by the Regional Council (14 December 2009);
- Future NRC involvement in the Trust including:
  - Inviting Regional Council representation on the interview panel for the appointment of Trustees;
  - Consultation with the Regional Council prior to any amendments being made to the Trust Deed in the future;
  - Inviting Regional Council comment on the draft Statement of Intent including Trust performance targets and measures; and
  - Regular performance monitoring reports of Trust activities. (14 December 2009)

With the completion date being in the very near future, it would appear to be an opportune time to request the above outstanding information be provided by the Whangarei District Council to ensure commitments made to ratepayers in the Northland Community Plan 2009-2019 are met.

## Financial Report – 30 April 2010

### File C4.12

#### Report from Financial Accountant Kim Harvey dated 6 May 2010.

The **Summary Council Cost of Services Statement** and **Cost of Service Statements by Activity** for the ten months ended 30 April 2010 are presented for Councillors' information.

#### OVERVIEW

We are now ten months through the 2009/2010 financial year and Council continues to consolidate on the sound financial position achieved in recent months. Evidence of favourable variances which are attributable to budget phasing remains in some areas, particularly where work programmes have been delayed by the drought Northland is currently experiencing or rely on contracts with third parties which have not yet been signed. It is expected that in the majority of cases these factors will right themselves in the coming months and expenditure outflows in those areas will pick up as a result. This will eliminate a number of the favourable variances showing at present. There are also indications of likely cost savings in some areas, and where these could be estimated with a degree of certainty, they have been included in the Quarterly Variance Reporting to 31 March 2010 presented to the Audit and Finance Committee in April 2010. Overall we expect our full year position to be close to budget.

#### OPERATING RESULTS

The Summary Cost of Services Statement for the ten months to 30 April 2010 shows a net operating surplus before extraordinary items of \$785K against a budgeted deficit of \$210K, resulting in a favourable variance of \$995K. The favourable variance is due to expenditure tracking behind budget by \$992K, and this includes Council's unbudgeted liability for the Riskpool Insurance Fund calls of \$134K, as explained in the February 2010 financial report. Revenue is tracking close to budget at 30 April 2010, with a favourable variance of \$3K.

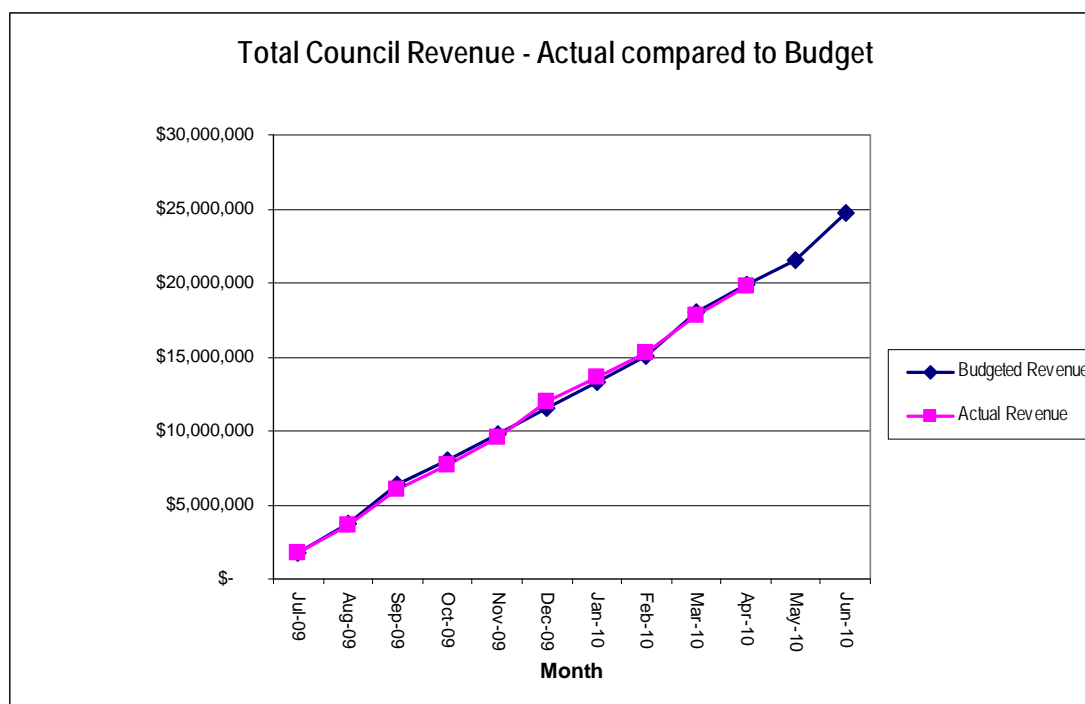
The net operating deficit after extraordinary items is \$(3.55)M compared to a budgeted deficit of \$(7.95)M, resulting in a favourable variance after extraordinary items of \$4.4M.

Removing extraordinary items from the operating results gives a clearer picture on the operating activities of Council. For reporting purposes we have classified the Recreational Facilities Rate, the grant from the Ministry of Economic Development to bring the Events Centre up the World Cup Rugby standard, and all Northland Events Centre related payments as extraordinary items. Expenditure contributed by Council towards the Events Centre will be funded from reserves in the first instance and repaid from the Recreational Facilities rate over an approximate 15 year period. Extraordinary items also include vested assets and may also include other items as they come on stream.

The value of extraordinary items has increased this month with payments made towards the establishment of the Northland Events Centre totalling \$7.83M, and this is partially offset by revenue from the Regional Recreational Facilities Rates collected for the month of \$95K and the grant from the Ministry of Economic Development of \$2.5M.

## REVENUE

The year to date revenue at \$19.8M is tracking to budget with a less than 1% favourable variance of \$3K. This is illustrated by the line graph below.



Grants and Subsidies revenue exceeded budget again for April, but continues to show a minor unfavourable variance year to date. The variance relates to subsidies for bus transport administration and maritime transport. The variance is due to budget phasing rather than long term differences, and is expected to reverse before the end of the year.

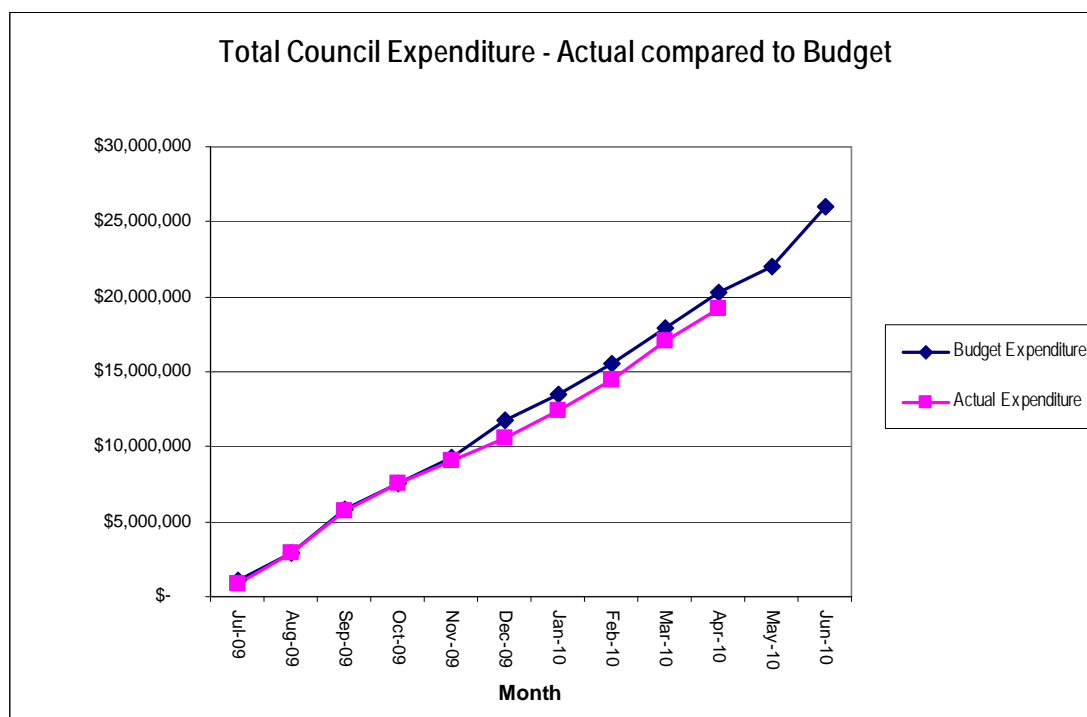
Investments continue to return interest at lower rates than projected resulting in unfavourable variances for the month and the year to date. Investments are being actively monitored by finance staff.

Council has received two dividends from Northland Port Corporation Ltd this year, one in September 2009 and the other in March 2010, both of which were at lower payout rates than budgeted. This has resulted in an unfavourable revenue variance for dividend income of \$149K or 11%.

The unfavourable revenue variances above are offset by favourable revenue variances in User Fees and Sundry revenue \$562K, Forestry Harvest revenue \$209K and Rates revenue by \$62K. User Fees and Sundry revenue variance is primarily due to application fees and cost recoveries from several large consent applications that came on stream earlier than projected (timing differences), and higher than projected revenue from Farm Dairy Effluent infringement notices and other enforcement action. The Forestry Harvest favourable revenue variance arises because the budget was prepared net of forestry harvest costs, whereas the actual figures for forestry harvest revenue and expenses are shown separately. As a result this variance is partially offset by increased costs in the Democracy and Corporate Services activity. The Rates revenue favourable variance is due to penalties, which were not budgeted.

## EXPENDITURE

Year to date expenditure is \$19.0M compared to a budget of \$20.0M, giving a favourable variance at the end of March 2010 of 5% or \$993K, as shown on the line graph below.



Areas of note in expenditure are as follows:

- Democracy and Corporate Services unfavourable variance of \$225K is due to forestry harvest costs (which have a corresponding favourable revenue variance as explained above), partially offset by cost savings in forest maintenance costs, as has been described in previous months. These are likely to result in full year savings of approximately \$80K.
- Regional Information and Engagement shows a favourable expenditure variance for both the month of April 2010 and the year to date, due to two unfilled staff positions, and temporary variances arising from the budget phasing of costs of Iwi related projects.
- Regional Economic Development has favourable variances as a result of a staff vacancy and budget phasing of printing and stationery and consultants costs. These timing variances are not expected to exist at year end.
- Resource Management Planning favourable variance is also due to lower wages and salaries costs as a result of staff vacancies earlier in the year (since filled), and budget phasing of some costs.
- Transport continues to show favourable expenditure variances due to budget phasing; the year to date position being \$187K or 9% below budget. This is as a result of costs that have not yet come on stream, in particular contracted works, consultants' costs, advertising and printing and stationery. It is possible there

may be some full year cost savings, however if this is the case, subsidy revenue will also be down on budget, giving minimal overall effect on the bottom line.

- Consents shows a minor unfavourable variance year to date of \$53K or 3% due to high consultants costs and daily meeting fees and allowances associated with the increased volume of large applications processed to date. These higher costs year to date are partially, and will continue to be, matched by higher revenue (cost recoveries) as explained above.
- Environmental Monitoring is underspent in the month of April primarily due to an anomaly in the phasing of wages and salaries costs as explained last month (three pay periods were budgeted in April), and also consultants costs which have been budgeted evenly across the year but are only coming fully onstream now. The year to date position however shows a favourable expenditure variance of 8% or \$340K. This is a reflection of two staff vacancies in the department in the first six to eight months of the financial year, both of which have now been filled, and budget phasing of some costs, particularly consultants and equipment service contract costs that have not yet come on stream. There have also been delays in some commercial and air quality testing work, which is rain dependant. It is expected the uptake in these costs will continue in the remaining months of the financial year, resulting in an evening out of the year to date position.
- Land and Rivers costs for the month of April 2010 and the year to date are below budget due to work on projects approved under the Council's Environment Fund scheme which has not yet started, partially offset by expenditure on stopbanks and river schemes which has come on stream over the summer months but was budgeted evenly over the year. These costs are expected to come on stream and diminish the current favourable variance of \$233K by year end.
- Biosecurity expenditure is again marginally behind budget for the month, consolidating the year to date favourable variance of \$215K (13%). This can be attributed to pest contracts not yet coming on stream. It is expected this work will come on stream and the budgeted costs expended by the end of the financial year.
- Emergency Management expenditure is tracking close to budget with favourable variances as a result of budget phasing for the month of April and the year to date totalling \$16K or 9%.
- Maritime costs are also below budget for the month of April and the year to date, primarily due to cost savings in overtime as there have been no incidents requiring staff to work extra hours to date, and Harbour Wardens' honorarium as there was not a full complement of 17 wardens in the early months of the year.

### **CAPITAL EXPENDITURE**

Ten months into the financial year \$1.81M has been spent on capital items out of an annual budget of \$4.0M. The budget for Capital expenditure is not phased.

Key items that make up this expenditure are the SAN project (\$633K), vehicle replacements (\$331), the IRIS project (\$216K), and navigation aids (\$117K).

### **EXTRAORDINARY ITEMS**

Extraordinary items have been removed from operating results. The results after removing these items are a truer reflection of the operating results. The items classified as extraordinary are:

- the Regional Recreational Facilities Rate collected to fund the Northland Events Centre totalling \$946K to date;
- the grant received from the Ministry of Economic Development to be spent on the Northland Events Centre of \$2.5M;
- the costs contributed towards the Northland Events Centre which now total \$7.83M; and
- notional revenue of \$42K arising from navigation aids vested to the Council by Northport Limited.

### **Recommendation**

That the financial report to 30 April 2010 from Financial Accountant Kim Harvey dated 6 May 2010 be received.

### **COMPLIANCE WITH DECISION MAKING PROCESS**

The activities detailed in this report are provided for in the Council's 2009-2019 Long Term Council Community Plan, and as such are in accordance with the Council's decision-making process and Sections 76-82 of the Local Government Act 2002.

Monthly Report for		April 2010								
		April 2010				YEAR TO DATE				FULL YEAR BUDGET (LTCCP) <sup>1</sup>
		Actual	Budget	Variance	Var %	YTD Actual	YTD Budget	Variance	Var %	
<b>Total Council Revenue</b>										
Rates (excluding Regional Recreational Facilities Rate)		905,032	904,030	1,002	0%	9,102,538	9,040,312	62,226	1%	10,890,026
User Fees and Sundry		282,454	276,011	6,443	2%	3,682,013	3,120,104	561,908	18%	3,786,466
Grants and Subsidies		108,336	97,549	10,787	11%	1,028,246	1,062,652	(34,406)	-3%	1,203,318
Investment Interest Income		195,943	237,661	(41,718)	-18%	1,729,769	2,376,608	(646,838)	-27%	3,207,522
Investment Property Income		210,222	209,540	682	0%	2,489,374	2,489,084	290	0%	3,112,000
Forestry Harvest		364,497	157,717	206,780	131%	574,579	365,825	208,754	57%	365,825
Dividend Income		0	0	0	-	1,218,460	1,367,712	(149,252)	-11%	1,367,712
		<b>2,066,484</b>	<b>1,882,508</b>	<b>183,976</b>	<b>10%</b>	<b>19,824,979</b>	<b>19,822,297</b>	<b>2,682</b>	<b>0%</b>	<b>23,932,869</b>
<b>Expenditure</b>										
Democracy and Corporate Services		306,191	147,040	(159,151)	-108%	1,486,453	1,261,061	(225,392)	-18%	1,557,566
Regional Information and Engagement		134,138	142,143	8,005	6%	1,163,292	1,242,158	78,866	6%	1,534,992
Regional Economic Development		120,116	134,195	14,079	10%	1,789,884	1,922,129	132,245	7%	2,775,956
Resource Management Planning		95,493	123,866	28,373	23%	920,174	1,012,334	92,160	9%	1,349,116
Transport		185,235	227,220	41,985	18%	1,952,525	2,139,231	186,706	9%	2,703,358
Consents		170,055	220,794	50,739	23%	1,923,711	1,870,228	(53,482)	-3%	2,213,199
Environmental Monitoring		377,018	507,864	130,846	26%	4,044,586	4,384,994	340,408	8%	4,924,253
Land and Rivers		415,669	511,457	95,788	19%	2,993,105	3,225,743	232,638	7%	3,629,846
Biosecurity		245,252	248,515	3,263	1%	1,449,338	1,664,370	215,032	13%	2,306,934
Emergency Management		15,248	21,485	6,237	29%	160,504	176,713	16,209	9%	210,150
Maritime		107,625	131,396	23,771	18%	1,156,703	1,184,199	27,496	2%	1,441,776
Support Services		(2,924)	(32,517)	(29,592)	-	0	(50,198)	(50,198)	100%	0
		<b>2,169,115</b>	<b>2,383,458</b>	<b>214,343</b>	<b>9%</b>	<b>19,040,273</b>	<b>20,032,962</b>	<b>992,689</b>	<b>5%</b>	<b>24,647,146</b>
<b>Net Cost/(Surplus) of Service before extraordinary items</b>		<b>102,632</b>	<b>500,950</b>	<b>\$398,319</b>	<b>80%</b>	<b>(784,706)</b>	<b>210,665</b>	<b>995,371</b>	<b>472%</b>	<b>714,277</b>
<b>Extraordinary Items</b>										
Regional Recreational Facilities Rate		94,560	94,013	547	1%	945,602	940,129	5,473	1%	1,128,155
Sundry Income - Grant from Ministry of Economic Development		2,500,000	0	2,500,000	100%	2,500,000	0	2,500,000	100%	0
Regional Events Centre expenditure		(1,272,869)	(1,275,000)	2,131	0%	(7,826,795)	(8,681,450)	854,655	-10%	13,000,000
Forestry Revaluation		0	0	0	-	0	0	0	-	137,045
(Loss) / Gain on Sale of Asset		0	0	0	-	41,650	0	41,650	-	0
Special Dividend		0	0	0	-	0	0	0	-	0
Tax on Special Dividend		0	0	0	-	0	0	0	-	0
		<b>1,321,691</b>	<b>(1,180,987)</b>	<b>\$2,502,678</b>	<b>-212%</b>	<b>(4,339,542)</b>	<b>(7,741,321)</b>	<b>3,401,779</b>	<b>-44%</b>	<b>11,734,800</b>
<b>Net Cost/(Surplus) of Service after extraordinary items</b>		<b>(1,219,060)</b>	<b>1,681,937</b>	<b>\$2,900,997</b>	<b>172%</b>	<b>3,554,836</b>	<b>7,951,986</b>	<b>4,397,150</b>	<b>55%</b>	<b>12,449,077</b>
<b>Capital Expenditure</b>		<b>208,810</b>				<b>1,811,435</b>				<b>4,000,439</b>

**Notes**

1. The Transport Full Year Budget is \$29,458 over that published in the 2009/19 LTCCP due to the carry over of \$29,458 from 2008/09 for the Regional Land Transport Strategy, as approved by the Audit and Finance Committee in August 2009.
2. The Land and Rivers Full Year Budget is \$663,195 over that published in the 2009/19 LTCCP due to the carry over of \$151,066 for the Priority Rivers Project as approved by the Audit and Finance Committee in August 2009, additional expenditure on the Priority Rivers Project of \$397,041 approved by the Audit and Finance Committee in February 2010, additional expenditure on the Awanui River Scheme works of \$156,800 approved by the Audit and Finance Committee in October 2009, a advance from reserves to the Awanui Flood Management Scheme of \$41,652 to remedy an error in the calculation of the targeted rating revenue as approved by the Audit & Finance Committee in March 2010.
3. The Regional Economic Development Full Year budget is \$62,500 less than that published in the 2009/2019 LTCCP due to the transfer out of \$45,000 to the Monitoring budget for the fecal study and \$17,500 transferred to Capex for the library refit.
4. The Monitoring Full Year Budget is \$45,000 over that published in the 2009/2019 LTCCP due to the transfer in of funds from the Regional Economic Development budget for the fecal study, as explained above.
5. The Maritime Full Year budget is \$30,000 less than that published in the 2009/2019 LTCCP due to a transfer to capital expenditure budgets for navigation aids, specifically lights, approved by the Audit and Finance Committee in February 2010.
6. The Community Relations Full Year Budget is \$43,020 less than that published in the 2009/2010 LTCCP due to a transfer to capital expenditure budgets for an upgrade of the EpiServer Content Management System, approved by the Audit and Finance Committee in February 2010.
7. The Capital Expenditure Full Year Budget is \$181,056 over that published in the 2009/19 LTCCP due to the carryover of \$26,939 Environmental Monitoring expenditure; \$17,350 Regional Information and Engagement expenditure; and \$46,247 Information Systems expenditure approved by the Audit and Finance Committee in August 2009, and additional capital expenditure funded by transfers from the Community Relations operating budget of \$43,020 and the Maritime operating budget of \$30,000, approved by the Audit and Finance Committee in February 2010, and the Regional Economic Development operating budget of \$17,500 approved by the Audit and Finance Committee in March 2010.

Detailed variance explanations are provided under each Group Activity Report.

**Capital Expenditure Details**

Key items making up capital expenditure are as follows:

SAN Project	126,874	632,987
Vehicle Replacements	3,154	330,942
IRIS Project	29,821	216,207
Maritime - Navigation Aids	55,668	117,316

Monthly Report for		April 2010								
		April 2010				YEAR TO DATE				
		Actual	Budget	Variance	Var %	YTD Actual	YTD Budget	Variance	Var %	Annual Budget
<b>Total Democracy and Corporate Services</b>										
<b>Revenue</b>										
Rates		42,542	42,339	203	0%	425,419	423,390	2,029	0%	\$ 508,068.00
User Fees and Sundry		1,787	2,916	(1,129)	-39%	66,341	29,167	37,173	127%	\$ 35,000.00
Investment Property Income		210,222	208,540	1,682	1%	2,483,374	2,479,084	4,290	0%	\$ 3,100,000.00
Forestry Harvest		364,497	157,717	206,780	131%	574,579	365,825	208,754	57%	\$ 365,825.00
		<b>\$619,047</b>	<b>\$411,512</b>	<b>\$207,535</b>	<b>50%</b>	<b>\$3,549,713</b>	<b>\$3,297,466</b>	<b>\$252,247</b>	<b>8%</b>	<b>\$4,008,893</b>
<b>Expenditure</b>										
Community Representation		\$115,301	\$115,148	\$(153)	0%	\$1,009,946	\$992,132	\$(17,815)	-2%	\$1,181,430
Commercial Investments		\$190,890	\$31,892	\$(158,998)	-499%	\$476,507	\$268,929	\$(207,577)	-77%	\$376,136
		<b>\$306,191</b>	<b>\$147,040</b>	<b>\$(159,151)</b>	<b>-108%</b>	<b>\$1,486,453</b>	<b>\$1,261,061</b>	<b>\$(225,392)</b>	<b>-18%</b>	<b>\$1,557,566</b>
<b>Net Cost/(Surplus) of Service before extraordinary items</b>		<b>\$(312,856)</b>	<b>\$(264,472)</b>	<b>\$48,384</b>	<b>-18%</b>	<b>\$(2,063,260)</b>	<b>\$(2,036,405)</b>	<b>\$26,855</b>	<b>-1%</b>	<b>\$(2,451,327)</b>
<b>Extraordinary Items</b>										
Loss on sale of Investment Property		0	0	0	-	0	0	0	-	0
Fair Value adjustment of Investment Property		0	0	0	-	0	0	0	-	0
Commission on Sale of Investment Property		0	0	0	-	0	0	0	-	0
Forestry Revaluation		0	0	0	-	0	0	0	-	137,045
		0	0	0	-	0	0	0	-	137,045
<b>Net Cost/(Surplus) of Service after extraordinary items</b>		<b>\$(312,856)</b>	<b>\$(264,472)</b>	<b>\$48,384</b>	<b>-18%</b>	<b>\$(2,063,260)</b>	<b>\$(2,036,405)</b>	<b>\$26,855</b>	<b>-1%</b>	<b>\$(2,588,372)</b>
<b>Capital Expenditure</b>		<b>\$15,723</b>				<b>\$70,021</b>				<b>\$219,237</b>

**Revenue****Month results**

**Forestry Harvest** revenue shows a favourable variance for the month due to budget phasing, and a favourable full year variance is expected (refer Year to Date commentary below).

**Year to Date results**

**User Fees and Sundry** is showing a budget surplus for the year to date due to cost recoveries on tenants expenses (rates and insurance for 08/09 and 09/10).

**Forestry Harvest** revenue shows a favourable variance of \$366K for the year to date, and this variance is expected to remain in the full year result.

**Expenditure****Month results**

**Community Representation** comes in on budget for the month.

**Commercial Investments** is over budget due to forestry harvest costs. These costs are more than offset by the corresponding Forestry Harvest revenue shown above. The variance arises because the budget has been shown as a net revenue budget, rather than separate budget amounts for rev and expenditure. In addition there are cost savings in forest maintenance costs, as has been described in previous months, and these are likely to result in a full year favourable variance of approx. \$80K.

**Year to Date results**

**Community Representation** is showing a small unfavourable variance year to date due to a staff vacancy in the department, partially offset by cost savings in Members Salaries as a result of the budget including the salary increase which was subsequently not taken up by members.

**Commercial Investments** result for the month is also reflected in the year to date position.

Monthly Report for		April 2010							
Total Regional Information and Engagement	April 2010				YEAR TO DATE				Annual Budget
	Actual	Budget	Variance	Var %	YTD Actual	YTD Budget	Variance	Var %	
<b>Revenue</b>									
Rates	\$55,745	\$55,479	\$266	0%	\$557,451	\$554,793	\$2,658	0%	\$665,751
User Fees and Sundry	\$4,000	\$0	\$4,000	100%	\$37,000	\$0	\$37,000	100%	\$0
Grants and Subsidies	\$0	\$0	\$0	-	\$0	\$0	\$0	-	\$0
	<b>\$59,745</b>	<b>\$55,479</b>	<b>\$4,266</b>	<b>8%</b>	<b>\$594,451</b>	<b>\$554,793</b>	<b>\$39,658</b>	<b>7%</b>	<b>\$665,751</b>
<b>Expenditure</b>									
Communications	\$101,611	\$97,464	\$(4,147)	-4%	\$790,337	\$881,297	\$90,960	10%	\$1,079,814
Environmental Education	\$27,962	\$29,402	\$1,440	5%	\$307,601	\$239,826	\$(67,774)	-28%	\$311,135
Economic and Environmental Information	\$4,565	\$15,277	\$10,712	70%	\$65,355	\$121,035	\$55,680	46%	\$144,043
	<b>\$134,138</b>	<b>\$142,143</b>	<b>\$8,005</b>	<b>6%</b>	<b>\$1,163,292</b>	<b>\$1,242,158</b>	<b>\$78,866</b>	<b>6%</b>	<b>\$1,534,992</b>
<b>Net Cost/(Surplus) of Service</b>	<b>\$74,393</b>	<b>\$86,664</b>	<b>\$12,271</b>	<b>14%</b>	<b>\$568,842</b>	<b>\$687,366</b>	<b>\$118,524</b>	<b>17%</b>	<b>\$869,241</b>
<b>Capital Expenditure</b>	<b>\$50,124</b>				<b>\$51,541</b>				<b>\$43,020</b>

## Notes:

- The Communications budget is \$43,020 less than that published in the 2009/19 LTCCP due to the transfer of funds from operating expenditure to capital expenditure for the purchase of the EpiServer Content Management System, as approved by the Audit and Finance Committee in February 2010.

**Revenue****Month and Year to Date results**

**User Fees and Sundry** favourable variance year to date is due to unbudgeted funding received from the Enviroschools Foundation to cover the cost of the Enviroschools Co-ordinator, and other funding received towards related costs of the Enviroschools programme. This revenue variance offsets some of the unfavourable expenditure variance below.

**Expenditure****Month and Year to Date Results**

**Communications** shows an unfavourable variance for the month as a result of the budget phasing of publicity/education promotions costs, however the year to date position is favourable due to coding anomalies in wages and salaries costs between Communications and Environmental Education, and temporary variances due to budget phasing of costs associated with Iwi projects.

**Environmental Education** unfavourable variance is due to unbudgeted costs of the Enviroschools Co-ordinator, which is offset by the favourable revenue variance explained above, and an accounting error in the 2008/09 year in relation to payment of a salary that is externally funded, as explained in the November 2009 report. There is no cost to Council as a result of this error.

**Economic & Environmental Information** continues to show a favourable variance for the month and the year to date due to a budgeted staff position that has not been filled, budget for which has been utilised in the Projects & Information activity, and another position which is vacant and not being actively pursued.

Monthly Report for		April 2010								
		April 2010				YEAR TO DATE				
		Actual	Budget	Variance	Var %	YTD Actual	YTD Budget	Variance	Var %	Annual Budget
<b>Total Regional Economic Development</b>										
<b>Revenue</b>										
Rates		102,837	103,504	(667)	-1%	1,028,370	1,035,032	(6,662)	-1%	\$ 1,242,038
User Fees and Sundry		0	0	0	-	54,948	0	54,948	100%	\$ -
		<b>\$102,837</b>	<b>\$103,504</b>	<b>\$(667)</b>	<b>-1%</b>	<b>\$1,083,318</b>	<b>\$1,035,032</b>	<b>\$48,287</b>	<b>5%</b>	<b>\$1,760,038</b>
<b>Expenditure</b>										
Regional Growth Programme		\$8,863	\$47,990	\$39,128	82%	\$170,257	\$312,610	\$142,352	46%	\$395,896
Economic Development		\$111,253	\$86,205	\$(25,048)	-29%	\$1,619,626	\$1,609,519	\$(10,107)	-1%	\$2,380,060
		<b>\$120,116</b>	<b>\$134,195</b>	<b>\$14,079</b>	<b>10%</b>	<b>\$1,789,884</b>	<b>\$1,922,129</b>	<b>\$132,245</b>	<b>7%</b>	<b>\$2,775,956</b>
<b>Net Cost/(Surplus) of Service before extraordinary items</b>		<b>\$17,279</b>	<b>\$30,691</b>	<b>\$13,412</b>	<b>44%</b>	<b>\$706,566</b>	<b>\$887,097</b>	<b>\$180,532</b>	<b>20%</b>	<b>\$1,015,918</b>
<b>Extraordinary Items</b>										
Loss on sale of Investment Property		0	0	0	-	0	0	0	-	\$ -
Fair Value adjustment of Investment Property		0	0	0	-	0	0	0	-	\$ -
Commission on Sale of Investment Property		0	0	0	-	0	0	0	-	\$ -
Regional Recreational Facilities Rate		94,560	94,013	547	1%	945,602	940,129	5,473	1%	1,128,155
Sundry Income - Grant from Ministry of Economic Development		2,500,000	0	2,500,000	100%	2,500,000	0	2,500,000	100%	\$ -
Regional Events Centre expenditure		(1,272,869)	(1,275,000)	(2,131)	0%	(7,826,795)	(8,681,450)	854,655	-10%	13,000,000
		<b>1,321,691</b>	<b>(1,180,987)</b>	<b>2,498,416</b>	<b>(2)</b>	<b>(4,381,192)</b>	<b>(7,741,321)</b>	<b>3,360,129</b>	<b>(0)</b>	<b>11,871,845</b>
<b>Net Cost/(Surplus) of Service after extraordinary items</b>		<b>\$(1,304,412)</b>	<b>\$1,211,678</b>	<b>\$(2,485,004)</b>	<b>-205%</b>	<b>\$5,087,758</b>	<b>\$8,628,418</b>	<b>\$3,540,660</b>	<b>41%</b>	<b>\$12,887,763</b>
<b>Capital Expenditure</b>		<b>\$0</b>				<b>\$0</b>				<b>\$0</b>

## Notes:

- The Economic Development Full Year budget is \$62,500 less than that published in the 2009/2019 LTCCP due to the transfer out of \$45,000 to the Monitoring budget for the fecal study and \$17,500 transferred to Capex for the library refit.

## Revenue

## Month and Year To Date Results

Revenue for the month is in line with budget. The \$55k of unbudgeted revenue for the year to date relates the funding for the Aquaculture Planning project (\$40k) and the Growth Strategy Project (\$15k), both of which offset expenditure items included below.

## Expenditure

## Month and Year To Date Results

**Regional Growth Programme** shows favourable variances due to lower than budgeted wages & salaries costs arising from a staff vacancy and a phasing anomaly this month, and budget phasing of consultants and printing and stationery costs.

**Economic Development** shows an unfavourable variance, the net result of which is due to the phasing of consultants costs, and is therefore a timing difference only.

## Extraordinary Items

The Regional Events Centre expenditure relates to expenditure incurred towards the construction of the Regional Events Centre.

The sundry income is a grant received from central government for the purpose of bringing the Regional Events Centre up to Rugby World Cup standard.

Monthly Report for		April 2010								
		April 2010				YEAR TO DATE				Annual Budget
		Actual	Budget	Variance	Var %	YTD Actual	YTD Budget	Variance	Var %	
<b>Total Resource Management Planning</b>										
<b>Revenue</b>										
Rates		48,995	48,761	234	0%	489,947	487,611	2,336	0%	\$ 585,133
User Fees and Sundry		0	0	0	100%	14,036	0	14,036	100%	\$ -
		<b>\$48,995</b>	<b>\$48,761</b>	<b>\$234</b>	<b>0%</b>	<b>\$503,984</b>	<b>\$487,611</b>	<b>\$16,373</b>	<b>3%</b>	<b>\$585,133</b>
<b>Expenditure</b>										
Resource Management Planning		\$95,493	\$123,866	\$28,373	23%	\$920,174	\$1,012,334	\$92,160	9%	\$1,349,116
		<b>\$95,493</b>	<b>\$123,866</b>	<b>\$28,373</b>	<b>23%</b>	<b>\$920,174</b>	<b>\$1,012,334</b>	<b>\$92,160</b>	<b>9%</b>	<b>\$1,349,116</b>
<b>Net Cost/(Surplus) of Service</b>		<b>\$46,498</b>	<b>\$75,105</b>	<b>\$28,140</b>	<b>37%</b>	<b>\$416,190</b>	<b>\$524,723</b>	<b>\$75,788</b>	<b>14%</b>	<b>\$763,983</b>
Capital Expenditure		\$0				\$0				\$0

**Revenue****Month and Year to Date results**

**User Fees and Sundry** favourable variance is due to funding from the Ministry for the Environment for the Aquaculture project.

This is partially offset by unbudgeted expenditure items relating to this project.

**Expenditure****Month and Year to Date results**

Expenditure shows a favourable variance for the month due to the phasing of salaries and wages (three pay periods were budgeted this month), month), which is a timing difference only, and remains below budget for the year to date due to staff vacancies earlier in the year (now filled) and budget phasing variances in printing and stationery and advertising costs.

Monthly Report for		April 2010								
		April 2010				YEAR TO DATE				Annual Budget <sup>1</sup>
		Actual	Budget	Variance	Var %	YTD Actual	YTD Budget	Variance	Var %	
<b>Total Transport Revenue</b>										
Rates		54,200	53,918	282	1%	546,140	539,182	6,958	1%	\$647,018
User Fees and Sundry		59,470	52,475	6,995	13%	548,508	524,750	23,758	5%	\$721,879
Grants and Subsidies		100,066	89,521	10,545	12%	877,756	895,210	(17,454)	-2%	\$993,829
		<b>\$213,736</b>	<b>\$195,914</b>	<b>17,822</b>	<b>9%</b>	<b>\$1,972,404</b>	<b>\$1,959,142</b>	<b>13,262</b>	<b>1%</b>	<b>\$2,362,726</b>
<b>Expenditure</b>										
Regional Transport Management		\$32,258	\$48,664	16,406	34%	\$270,272	\$398,652	\$128,380	32%	\$306,453
Passenger Transport Administration		\$152,977	\$178,556	\$25,579	14%	\$1,682,252	\$1,740,578	\$58,326	3%	\$2,396,905
		<b>\$185,235</b>	<b>\$227,220</b>	<b>\$41,985</b>	<b>18%</b>	<b>\$1,952,525</b>	<b>\$2,139,231</b>	<b>\$186,706</b>	<b>9%</b>	<b>\$2,703,358</b>
<b>Net Cost/(Surplus) of Service</b>		<b>\$(28,501)</b>	<b>\$31,306</b>	<b>59,807</b>	<b>191%</b>	<b>\$(19,879)</b>	<b>\$180,089</b>	<b>199,968</b>	<b>111%</b>	<b>\$340,632</b>
Capital Expenditure		\$0				\$0				\$90,000

### Notes

1. The Regional Transport Management Budget is \$29,458 over that published in the 2009/19 LTCCP due to the carry over of \$29,458 for the Regional Land Transport Strategy, as approved by the Audit and Finance Committee in August 2009.

#### Revenue

##### Month results

**User Fees and Sundry** shows a favourable variance for the month as a result of increased passenger numbers giving rise to higher revenue from bus fares and the Super Gold Card Scheme.

**Grants & Subsidies** is ahead of budget for the month as a result of timing differences in when some areas of subsidy revenue is received.

##### Year to Date results

**User Fees and Sundry** is tracking ahead of budget year to date as a result of penalties revenue, which was not budgeted for, and higher than projected use of the Super Gold Card Scheme. Further, Council has been advised that the funding for this scheme from NZ Transport Association has been increased, and has the potential to result in up to an additional \$25K of revenue for the year.

**Grants & Subsidies** revenue for the year to date is tracking behind budget due phasing of subsidies received from Land Transport New Zealand.

#### Expenditure

##### Month and Year To Date results

**Regional Transport Management** shows a favourable variance due to budget phasing of a number of costs including legal fees, advertising, consultants and contract staff costs. It is likely that some of these underspends will still exist at year end, however they will be offset by corresponding decreases in subsidy revenue.

**Passenger Transport Administration** is showing a favourable variance for the year to date due to budget phasing of contracted works. This is a timing variance and is not expected to be evident at year end.

Monthly Report for		April 2010							
Total Consents	April 2010				YEAR TO DATE				Annual Budget
	Actual	Budget	Variance	Var %	YTD Actual	YTD Budget	Variance	Var %	
<b>Revenue</b>									
Rates	55,647	55,382	265	0%	556,473	553,819	2,654	0%	\$ 664,583
User Fees and Sundry	50,135	56,742	(6,607)	-12%	691,713	567,417	124,297	22%	\$ 680,900
	<b>\$105,782</b>	<b>\$112,124</b>	<b>\$(6,342)</b>	<b>-6%</b>	<b>\$1,248,186</b>	<b>\$1,121,236</b>	<b>\$126,950</b>	<b>11%</b>	<b>\$1,345,483</b>
<b>Expenditure</b>									
Consents Applications	\$102,627	\$122,805	\$20,178	16%	\$1,199,253	\$1,083,678	\$(115,575)	-11%	\$1,264,308
Consents Advice and Information	\$67,429	\$97,989	\$30,560	31%	\$724,458	\$786,550	\$62,092	8%	\$948,891
	<b>\$170,055</b>	<b>\$220,794</b>	<b>\$50,739</b>	<b>23%</b>	<b>\$1,923,711</b>	<b>\$1,870,228</b>	<b>\$(53,482)</b>	<b>-3%</b>	<b>\$2,213,199</b>
<b>Net Cost/(Surplus) of Service</b>	<b>\$64,273</b>	<b>\$108,670</b>	<b>\$44,397</b>	<b>41%</b>	<b>\$675,524</b>	<b>\$748,992</b>	<b>\$73,468</b>	<b>10%</b>	<b>\$867,716</b>
Capital Expenditure	\$0				\$0				\$0

#### Revenue

##### Month and Year to Date results

User Fees and Sundry revenue is slightly under budget for the month however the year to date favourable variance remains as a result of increased application fees and cost recoveries arising from the volume and complexity of consents processed this year.

#### Expenditure

##### Month Results

Consents Applications shows a favourable variance for the month due to an anomaly in wages & salaries (three pay periods were budgeted this month), partially offset by higher than budgeted consultants costs incurred as a result of the increased volume of consent applications as described above.

Consents Advice & Information is also under budget for the month due to the phasing of salaries and wages costs, which is a timing difference only.

##### Year to Date Results

Consents Applications shows an unfavourable variance year to date due to high consultants costs and daily meeting fees & allowances associated with the increased volume of large applications processed to date. These higher costs year to date are partially, and will continue to be, matched by higher revenue (cost recoveries) as explained above. The overspends are partially offset by lower than budgeted wages and salaries costs as a result of unfilled positions, and these are expected to produce cost savings for the full year across the whole Consents activity of approx. \$55k.

Consents Advice & Information continues to show a favourable variance year to date due to the cost savings arising from the unfilled staff positions that are partly budgeted in this cost centre, and budget phasing of legal fees and contract/casual staff.

Monthly Report for		April 2010				YEAR TO DATE				Annual Budget
		Actual	Budget	Variance	Var %	YTD Actual	YTD Budget	Variance	Var %	
<b>Total Environmental Monitoring Revenue</b>										
Rates		127,733	127,124	609	0%	1,277,330	1,271,239	6,091	0%	\$ 1,525,486.44
User Fees and Sundry		95,858	80,793	15,065	19%	1,294,330	1,245,424	48,906	4%	\$ 1,407,008.40
Grants and Subsidies		0	0	0	-	0	0	0	-	\$ -
		<b>\$223,591</b>	<b>\$207,917</b>	<b>\$15,674</b>	<b>8%</b>	<b>\$2,571,660</b>	<b>\$2,516,663</b>	<b>\$54,997</b>	<b>6%</b>	<b>\$2,932,495</b>
<b>Expenditure</b>										
State of the Environment Monitoring		\$121,215	\$180,944	\$59,729	33%	\$1,342,772	\$1,621,620	\$278,848	17%	\$1,905,118
Resource Consent Compliance		\$128,471	\$182,913	\$54,442	30%	\$1,506,489	\$1,559,823	\$53,334	3%	\$1,818,512
Environmental Incidents Response		\$94,933	\$99,526	\$4,593	5%	\$861,788	\$830,218	\$(31,570)	-4%	\$750,342
Hazardous Substances & Contaminated Sites		\$32,399	\$44,481	\$12,082	27%	\$333,537	\$373,332	\$39,795	11%	\$450,281
		<b>\$377,018</b>	<b>\$507,864</b>	<b>\$130,846</b>	<b>26%</b>	<b>\$4,044,586</b>	<b>\$4,384,994</b>	<b>\$340,408</b>	<b>8%</b>	<b>\$4,924,253</b>
<b>Net Cost/(Surplus) of Service</b>										
		<b>\$153,427</b>	<b>\$299,947</b>	<b>\$146,520</b>	<b>49%</b>	<b>\$1,472,925</b>	<b>\$1,868,330</b>	<b>\$395,405</b>	<b>21%</b>	<b>\$1,991,758</b>
<b>Capital Expenditure</b>										
		<b>\$7,128</b>				<b>\$71,761</b>				<b>\$225,703</b>

## Notes

1. The State of Environment Monitoring Full Year Budget is \$45,000 over that published in the 2009/2019 LTCCP due to the transfer in of funds from the Regional Economic Development budget for the fecal study.

## Revenue

## Month and Year to Date results

**User fees and sundry** is above budget for the month and continues to track ahead of budget year to date as a result of the large number of Farm Dairy Effluent infringement notices and other enforcement action being taken. This is matched by increased consultants costs and legal fees in relation to these matters (see explanation below).

## Expenditure

## Month results

**State of the Environment Monitoring** shows a favourable variance for the month due to the anomaly in wages and salaries budgets (three pay periods were budgeted for April) and budget phasing of consultants costs. Both these variances are timing differences and are not expected to impact the full year result.

**Resource Consent Compliance** also shows a favourable variance for the month due to the phasing of wages and salaries budgets, and other minor phasing variances across a number of areas including consultants and commercial testing costs.

**Environmental Incidents Response** comes in close to budget for the month of April.

**Hazardous Substances & Contaminated Sites** favourable variance for the month is also due to the budget phasing of wages and salaries costs.

## Year to Date results

**State of the Environment Monitoring** expenditure is under budget due to staff vacancies in the department for the first six to eight months of the year (both of which have now been filled) and expenditure on consultants and equipment service contract costs not coming on stream as budgeted.

**Resource Consent Compliance** year to date expenditure is below budget due to the coding anomaly in vehicle expenses explained below, and delays in some commercial and air quality testing work, which is rain dependant. There are also phasing variances in consultants costs. These variances are timing differences only.

**Environmental Incidents Response** shows an unfavourable variance year to date due to a coding anomaly in vehicle expenses (the budget for these costs is in State of the Environment Monitoring and Resource Consent Compliance), and legal fees related to the high level of enforcement action in progress.

**Hazardous Substances & Contaminated Sites** is underspent year to date mainly due to budget phasing of chemical collection/store costs and reduced salaries and wages costs as a result of changes made in that area.

Monthly Report for		April 2010							
Total Land and Rivers	April 2010				YEAR TO DATE				Annual Budget <sup>1</sup>
	Actual	Budget	Variance	Var %	YTD Actual	YTD Budget	Variance	Var %	
<b>Revenue</b>									
Rates	250,867	250,852	15	0%	2,508,668	2,508,520	149	0%	\$ 3,010,224
User Fees and Sundry	0	0	0	-	60,036	0	60,036	-	\$ -
Grants and Subsidies	0	0	0	-	85,524	85,000	524	1%	\$ 85,000
	<b>\$250,867</b>	<b>\$250,852</b>	<b>\$15</b>	<b>0%</b>	<b>\$2,654,228</b>	<b>\$2,593,520</b>	<b>\$60,709</b>	<b>2%</b>	<b>\$3,095,224</b>
<b>Expenditure</b>									
Hazard Management	\$224,681	\$258,013	\$33,332	13%	\$1,275,910	\$1,377,311	\$101,400	7%	\$1,480,802
River Management	\$64,506	\$77,904	\$13,398	17%	\$791,617	\$725,430	\$(66,187)	-9%	\$721,058
Land and Biodiversity	\$126,483	\$175,540	\$49,057	28%	\$925,578	\$1,123,003	\$197,425	18%	\$1,427,986
	<b>\$415,669</b>	<b>\$511,457</b>	<b>\$95,788</b>	<b>19%</b>	<b>\$2,993,105</b>	<b>\$3,225,743</b>	<b>\$232,638</b>	<b>7%</b>	<b>\$3,629,846</b>
<b>Net Cost/(Surplus) of Service</b>	<b>\$164,802</b>	<b>\$260,605</b>	<b>\$95,803</b>	<b>37%</b>	<b>\$338,876</b>	<b>\$632,223</b>	<b>\$293,347</b>	<b>46%</b>	<b>\$534,622</b>
Capital Expenditure	\$0				\$1,432				\$96,000

#### Notes

- The Hazard Management Annual Budget is \$151,006 over that published in the 2009/19 LTCCP due to the carry over of \$151,006 for the Priority Rivers Project, as approved by the Audit and Finance Committee in August 2009, and additional expenditure on the Priority Rivers Project of \$397,041 approved by the Audit and Finance Committee in February 2010.
- The River Management Full Year Budget is \$115,148 over that published in the 2009/19 LTCCP due to additional expenditure on the Awanui River Scheme works of \$156,800 approved by the Audit and Finance Committee in October 2009, and an advance from reserves to the Awanui Flood Management Scheme of \$41,652 to remedy an error in the calculation of the targeted rating revenue as approved by the Audit & Finance Committee in March 2010.

#### Revenue

##### Month and Year to Date results

**User Fees & Sundry** favourable variance relates to unbudgeted revenue received from Whangarei District Council for their contribution towards the cost of the NIWA tsunami inundation model for the Whangarei Harbour.

#### Expenditure

##### Month results

**Hazard Management** favourable variance is due to the phasing of wages and salaries costs as there were three pay periods budgeted this month, and also the phasing of consultants costs. These variances are timing differences only.

**River Management** is underspent for the month primarily due to the phasing of wages and salaries and stopbanks and river schemes expenses, both of which are timing differences only.

**Land & Biodiversity** favourable variance is due to budget phasing of payments for Environment Fund projects and is expected to be a timing difference only.

##### Year to Date results

**Hazard Management** favourable variance is due a number of budget phasing differences, particularly in consultants. Expenditure is expected to pick up over the coming months.

**River Management** expenditure is ahead of budget year to date due to the phasing of stopbanks and river schemes costs which have come on-stream over the summer months, but were phased evenly across the year for budget purposes.

**Land & Biodiversity** is underspent year to date due to budget phasing, particularly Environment Fund projects and consultants. These costs are expected to come on stream in the remaining months of the financial year and this variance is a timing difference only.

Monthly Report for		April 2010								
		April 2010				YEAR TO DATE				
		Actual	Budget	Variance	Var %	YTD Actual	YTD Budget	Variance	Var %	Annual Budget
<b>Total Biosecurity Revenue</b>										
	Rates	120,854	121,180	(326)	0%	1,208,538	1,211,803	(3,265)	0%	\$ 1,454,164.00
	User Fees and Sundry	50,277	49,750	527	1%	244,715	257,500	(12,785)	-5%	\$ 379,164.00
	Grants and Subsidies	0	0	0	-	0	0	0	-	\$ -
		<b>\$171,130</b>	<b>\$170,930</b>	<b>\$200</b>	<b>0%</b>	<b>\$1,453,253</b>	<b>\$1,469,303</b>	<b>\$(16,051)</b>	<b>-1%</b>	<b>\$1,833,328</b>
<b>Expenditure</b>										
	Biosecurity	\$261,837	\$269,541	\$7,704	3%	\$1,713,550	\$1,933,911	\$220,360	11%	\$2,306,934
		<b>\$261,837</b>	<b>\$269,541</b>	<b>\$7,704</b>	<b>3%</b>	<b>\$1,713,550</b>	<b>\$1,933,911</b>	<b>\$220,360</b>	<b>11%</b>	<b>\$2,306,934</b>
<b>Net Cost/(Surplus) of Service</b>		<b>\$90,707</b>	<b>\$98,611</b>	<b>\$7,904</b>	<b>8%</b>	<b>\$260,298</b>	<b>\$464,607</b>	<b>\$204,310</b>	<b>44%</b>	<b>\$473,606</b>
Capital Expenditure		\$2,491				\$16,711				\$62,000

**Revenue****Month and Year to Date results**

**User Fees and Sundry** revenue comes in on budget for the month, and shows an unfavourable variance year to date due to the budget phasing of reimbursements received from MAFBNZ for the Manchurian Wild Rice programme, and is therefore a timing difference only.

**Expenditure****Month results**

Biosecurity expenditure for the month is close to budget.

**Year To Date results**

The year to date position remains underspent due to phasing of expenditure on pest control contracts and products. Pest contracts have not come on-stream as early as forecast due to agreements that have not been finalised with various community groups.

Monthly Report for		April 2010								
		April 2010				YEAR TO DATE				
		Actual	Budget	Variance	Var %	YTD Actual	YTD Budget	Variance	Var %	Annual Budget
<b>Total Emergency Management Revenue</b>										
Rates		12,548	12,581	(33)	0%	125,476	125,815	(339)	0%	\$ 150,978.00
User Fees and Sundry		1,425	0	1,425	100%	3,206	0	3,206	100%	\$ -
Grants and Subsidies		0	0	0	-	9,402	10,000	(598)	-6%	\$ 10,000.00
		<b>\$13,973</b>	<b>\$12,581</b>	<b>\$1,392</b>	<b>11%</b>	<b>\$138,084</b>	<b>\$135,815</b>	<b>\$2,269</b>	<b>2%</b>	<b>\$160,978</b>
<b>Expenditure</b>										
Emergency Management		\$15,248	\$21,485	\$6,237	29%	\$160,504	\$176,713	\$16,209	9%	\$210,150
		<b>\$15,248</b>	<b>\$21,485</b>	<b>\$6,237</b>	<b>29%</b>	<b>\$160,504</b>	<b>\$176,713</b>	<b>\$16,209</b>	<b>9%</b>	<b>\$210,150</b>
<b>Net Cost/(Surplus) of Service</b>										
		<b>\$1,275</b>	<b>\$8,904</b>	<b>\$7,629</b>	<b>86%</b>	<b>\$22,420</b>	<b>\$40,898</b>	<b>\$18,478</b>	<b>45%</b>	<b>\$49,172</b>
Capital Expenditure		\$0				\$0				

**Revenue****Month and Year to Date results**

User Fees and Sundry favourable variance is unbudgeted revenue for preparation of Community Response plans from Whangarei District Council.

**Expenditure****Month and Year To Date results**

Emergency Management expenditure is under budget due to the phasing of the budget for wages and salaries in April, which is a timing difference only, as consultants and training course costs, which are expected to come on-stream in the remaining months of the year.

Monthly Report for		April 2010				YEAR TO DATE				Annual Budget
						Actual	Budget	Variance	Var %	
<b>Total Maritime Operations</b>										
<b>Revenue</b>										
Rates	33,065	32,910	155	0%	330,649	329,110	1,540	0%	\$	394,931
User Fees and Sundry	19,503	34,335	(14,832)	-43%	670,556	505,846	164,710	33%	\$	574,515
Grants and Subsidies	8,270	8,028	242	3%	55,563	72,442	(16,879)	-23%	\$	114,489
	<b>\$60,838</b>	<b>\$75,273</b>	<b>\$(14,435)</b>	<b>-19%</b>	<b>\$1,062,769</b>	<b>\$907,398</b>	<b>\$149,371</b>	<b>6%</b>		<b>\$1,083,936</b>
<b>Expenditure</b>										
Oil Pollution Response	\$11,648	\$10,104	\$(1,544)	-15%	\$116,411	\$120,295	\$3,884	3%		\$148,950
Harbour Safety & Navigation	\$95,977	\$121,292	\$25,315	21%	\$1,040,292	\$1,063,904	\$23,612	2%		\$1,292,826
	<b>\$107,625</b>	<b>\$131,396</b>	<b>\$23,771</b>	<b>18%</b>	<b>\$1,156,703</b>	<b>\$1,184,199</b>	<b>\$27,496</b>	<b>2%</b>		<b>\$1,441,776</b>
<b>Net Cost/(Surplus) of Service</b>										
	<b>\$46,787</b>	<b>\$56,123</b>	<b>\$9,336</b>	<b>17%</b>	<b>\$93,934</b>	<b>\$276,801</b>	<b>\$176,867</b>	<b>64%</b>		<b>\$357,840</b>
<b>Extraordinary Items</b>										
Gain/(Loss) on Sale of Assets	\$0	\$0	\$0	0%	\$41,650	\$0	\$41,650	-		\$0
	<b>\$0</b>	<b>\$0</b>	<b>\$0</b>	<b>0%</b>	<b>\$41,650</b>	<b>\$0</b>	<b>\$41,650</b>	<b>\$0</b>		<b>\$0</b>
<b>Net Cost/(Surplus) of Service after extraordinary items</b>										
	<b>\$46,787</b>	<b>\$56,123</b>	<b>\$9,336</b>	<b>17%</b>	<b>\$52,284</b>	<b>\$276,801</b>	<b>\$218,517</b>	<b>79%</b>		<b>\$357,840</b>
<b>Capital Expenditure</b>										
	<b>\$59,863</b>				<b>\$127,978</b>					<b>\$86,600</b>

## Notes

1. The Harbour Safety and Navigation Full Year budget is \$30,000 less than that published in the 2009/2019 LTCCP due to a transfer to capital expenditure budgets for navigation aids, specifically lights, approved by the Audit and Finance Committee in February 2010.

## Revenue

## Month results

**User fees and Sundry** is behind budget due to the phasing of some income streams which have been received earlier in the year than forecast, and is a timing difference only.

**Grants and Subsidies** comes in on budget for the month of April.

## Year To Date results

**User Fees and Sundry** is tracking ahead of budget due to Hatea River Channel Funding being invoiced early in the year (phasing variance), higher than budgeted revenue from Navigation Bylaw Fees (due to an increased number of fee eligible structures) and Pilotage (as a result of more ships visiting the region than forecast), additional revenue (unbudgeted) from chartering out the "Waikare", and insurance proceeds received for two navigation aids (offsets unbudgeted capital expenditure).

**Grants and Subsidies** is tracking behind budget year to date due to the timing of subsidies received from Maritime New Zealand.

## Expenditure

## Month and Year To Date results

**Oil Pollution Response** is marginally over budget for the month due to phasing, and is tracking behind budget for the year to date due to savings in overtime, and budget phasing of environmental hotline and oil spill control / management costs which will come onstream over the remaining months of the financial year.

**Harbour & Safety Navigation** favourable variance for the month is due to budget phasing in wages and salaries (the year to date figure is correct).

The year to date position shows a small favourable variance as a result of cost savings in overtime and Harbour Warden's honorarium.

## Extraordinary Items

## Month and Year to Date results

In July 2009 NorthPort Ltd vested thirteen navigation aids at Kioreroa Reach to the Council at a value of \$41,650. This is shown as extraordinary revenue.

Monthly Report for		April 2010				YEAR TO DATE				Annual Budget
		Actual	Budget	Variance	Var %	YTD Actual	YTD Budget	Variance	Var %	
<b>Total Support Services</b>										
<b>Revenue</b>										
Rates		0	0	0	-	48,078	0	48,078	-	\$ -
User Fees and Sundry		0	0	0	-	2,623	0	2,623	-	\$ -
Grants and Subsidies		0	0	0	-	0	0	0	-	\$ -
Investment Interest Income		195,943	237,661	(41,718)	-18%	1,729,769	2,376,608	(646,838)	-27%	\$ 2,851,929.00
Investment Property Income		0	0	0	-	0	0	0	-	\$ -
Forestry Harvest		0	0	0	-	0	0	0	-	\$ -
Dividend Income		0	0	0	-	1,218,460	1,367,712	(149,252)	-11%	\$ 1,367,712.00
		<b>\$195,943</b>	<b>\$237,661</b>	<b>\$(41,718)</b>	<b>-18%</b>	<b>\$2,998,930</b>	<b>\$3,744,320</b>	<b>\$(745,390)</b>	<b>-20%</b>	<b>\$4,219,641</b>
<b>Expenditure</b>										
Finance & Information Services		\$268,875	\$298,936	\$30,061	10%	\$2,498,119	\$2,738,846	\$240,728	9%	\$3,367,443
Human Resources		\$24,506	\$31,558	\$7,052	22%	\$299,695	\$290,430	\$(9,265)	-3%	\$316,007
Other Support		\$95,768	\$78,076	\$(17,692)	-23%	\$1,018,898	\$868,222	\$(150,677)	-17%	\$995,797
Internal recharges		\$(392,074)	\$(441,087)	\$(49,013)	11%	\$(3,816,712)	\$(3,947,696)	\$(130,983)	3%	\$(4,679,497)
		<b>\$(2,924)</b>	<b>\$(32,517)</b>	<b>\$(29,592)</b>	<b>0%</b>	<b>\$0</b>	<b>\$(50,198)</b>	<b>\$(50,198)</b>	<b>100%</b>	<b>\$(250)</b>
<b>Net Cost/(Surplus) of Service before extraordinary items</b>		<b>\$(198,867)</b>	<b>\$(270,178)</b>	<b>\$(71,311)</b>	<b>26%</b>	<b>\$(2,998,930)</b>	<b>\$(3,794,517)</b>	<b>\$(795,587)</b>	<b>21%</b>	<b>\$(4,219,891)</b>
<b>Extraordinary Items</b>										
Special Dividend		\$0	\$0	\$0	-	\$0	\$0	\$0	-	\$0
Tax on Special Dividend		\$0	\$0	\$0	-	\$0	\$0	\$0	-	\$0
Sales of shares		\$0	\$0	\$0	-	\$0	\$0	\$0	-	\$0
		<b>\$0</b>	<b>\$0</b>	<b>\$0</b>	<b>-</b>	<b>\$0</b>	<b>\$0</b>	<b>\$0</b>	<b>-</b>	<b>\$0</b>
<b>Net Cost/(Surplus) of Service after extraordinary items</b>		<b>\$(198,867)</b>	<b>\$(270,178)</b>	<b>\$(71,311)</b>	<b>26%</b>	<b>\$(2,998,930)</b>	<b>\$(3,794,517)</b>	<b>\$(795,587)</b>	<b>21%</b>	<b>\$(4,219,891)</b>
<b>Capital Expenditure</b>		<b>\$54,073</b>				<b>\$1,452,583</b>				<b>\$3,233,549</b>

**Revenue****Month and Year To Date results**

**Investment Interest Income** unfavourable variance is due to the downturn in interest rates available (average of 4.6%) compared to projections (7%).

**Rates** favourable variance represents revenue from penalties.

**Dividend Income** unfavourable variance is due to a lower dividend rate payout by Northland Port Corporation than budgeted.

**Expenditure****Month results**

**Finance & Information Services** favourable variance is due to phasing of wages and salaries costs, and other budget phasing..

**Human Resources** is under budget due to the phasing of wages and salaries in April 2010; a timing difference which corrects an unfavourable variance last month, and lower than budgeted recruitment costs for the month.

**Other Support** unfavourable variance for the month is due to budget phasing of Annual Plan costs, and is a timing difference only.

**Year To Date results**

**Finance & Information Services** favourable variance is due to an underspend on telephone rentals and is likely to result in a permanent cost savings for the year, and the phasing of some budgets, particularly audit fees, legal fees and computer related costs.

**Human Resources** year to date is overspent due to higher than budgeted recruitment costs and contract/casual staff costs as a result of one previously full-time staff member now working part time.

**Other Support** unfavourable variance for the year to date is due to a call on funds made by RiskPool for the next three financial years totalling \$134k, as explained in the February 2010 financial report.

A separate paper on this matter was presented to the Audit and Finance Committee in April 2010.

# Investment Schedule and Performance – Financial Report 30 April 2010

File C4.12

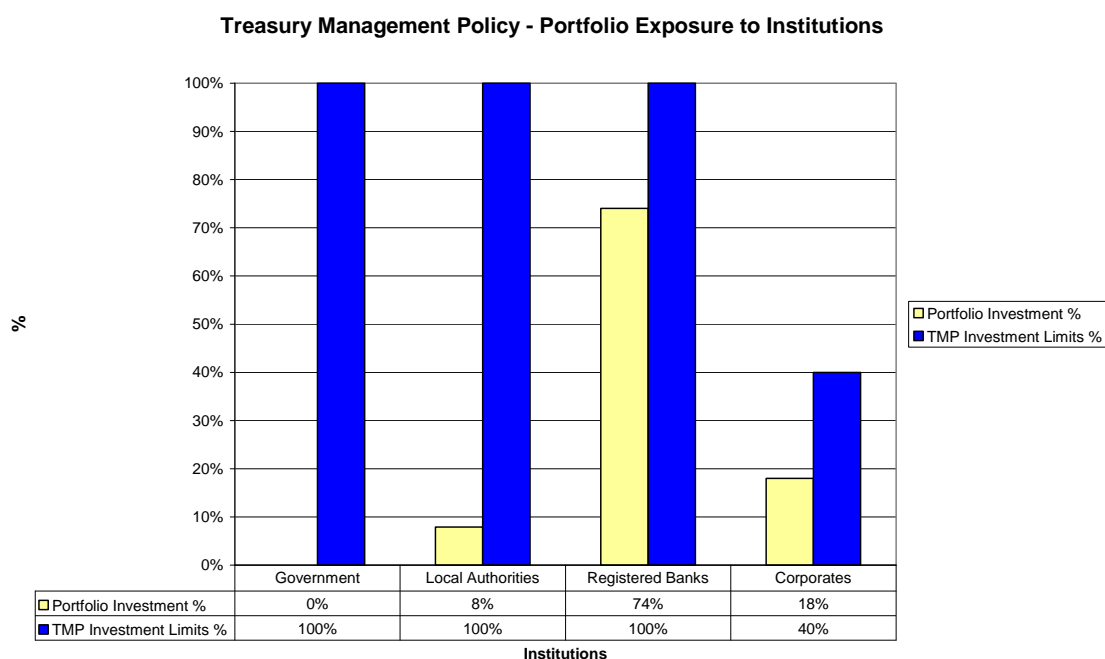
Report from Financial Systems Administrator Kym Ace dated 5 May 2010.

## PURPOSE

This report provides a summary of investment performance for the ten month period ending 30 April 2010 and to report compliance against the investment policy. The investment policy is a requirement of section 102(4)(a) of the Local Government Act. The investment policy was adopted as part of the 2009-2019 Long Term Council Community Plan.

## INVESTMENT OF CASH AND STOCK/BONDS

The graph below graphically illustrates Council's investment of cash and stock/bonds against the limits set out in the investment policy. Council's investment complies with the investment policy.



## CREDIT RATING OF INVESTMENT COUNTERPARTIES

Under Council's Treasury Management Policy (TMP) section 5.3 allows investments to be made in accordance with the following counterparty/issuer:

Counterparty/Issuer	Minimum long term / short term credit rating – stated and possible	Investments maximum per counterparty (\$m)	Interest rate risk management instrument maximum per counterparty (\$m)	Total maximum per counterparty (\$m)
NZ Government	N/A	unlimited	none	Unlimited
NZD Registered Supranationals	AAA	20.0	none	20.0
State Owned Enterprises [name]	A-/ A2	5.0	none	5.0

NZ Registered Bank [name]	A-/ A2	20.0	10.0	30.0
Corporate Bonds/ CP [names]*	A-/ A2	2.0	none	2.0
Local Government Stock/ Bonds/ FRN/ CP [name]**	A-/ A2 (if rated) Unrated	20.0 5.0	none none	20.0 5.0
<ul style="list-style-type: none"> <li>*Subject to a maximum exposure no greater than 20% of the NFIP being invested in corporate debt securities at any one point in time.</li> <li>** Subject to a maximum exposure no greater than 60% of the NFIP being invested in Local Government debt at any one point in time</li> </ul> <p>This summary list will be expanded on a counterparty named basis which will be authorised by the CEO</p>				

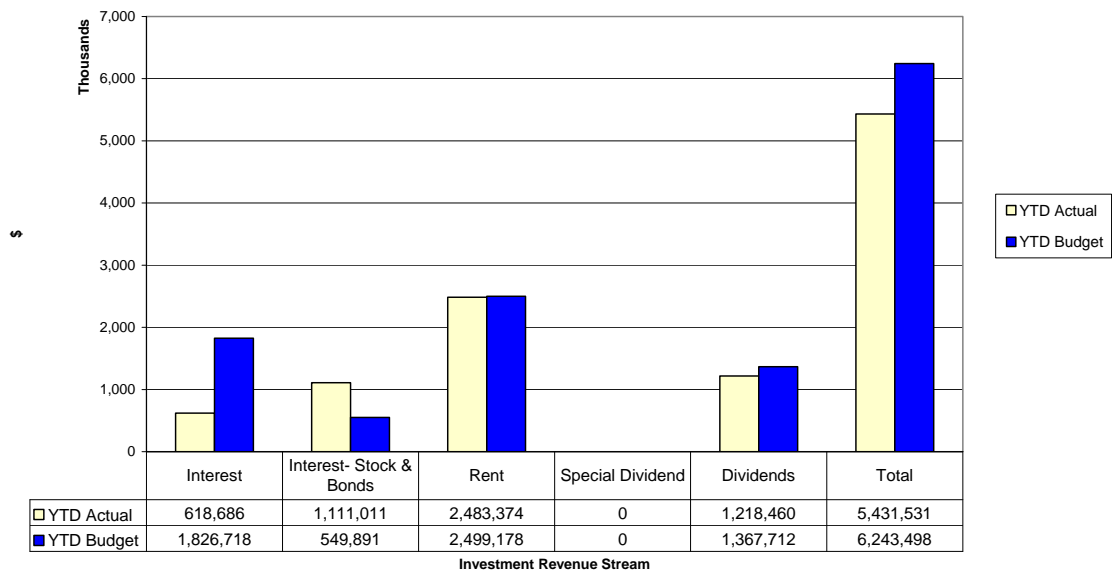
Council currently holds three investments with the same counterparty which are not provided with a credit rating. Council is maintaining a watching brief over these investments and intends to hold these investments to maturity.

**FINANCIAL YEAR TO DATE PERFORMANCE**

Year to date, the investment portfolio has made a return of \$5,431,531 against a budgeted return of \$6,243,498. Investment interest includes \$158,255 of internal interest. On call funds are currently earning a return of 3.15% and short term deposits between 4.25 and 4.30%.

The breakdown of the year to date return by investment revenue stream is as follows:

**Fund Performance against Budget**



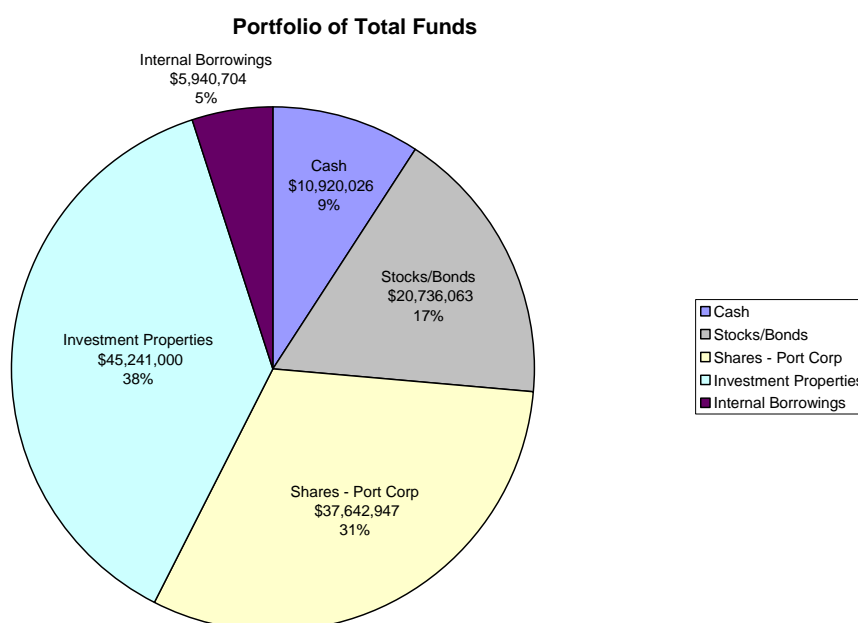
## PORTFOLIO OF TOTAL FUNDS

The total value of the investment portfolio as at 30 April is \$120,480,740 and is comprised of:

• Cash	\$ 10,920,026
• Stocks/bonds	\$ 20,736,063
• Shares – Port Corp <sup>1</sup>	\$ 37,642,947
• Investment Properties	\$ 45,241,000
• Internal borrowing <sup>2</sup>	\$ 5,940,704

<sup>1</sup>Northland Regional Council holds 22,142,910 shares in Northland Port Corporation (NZ) Limited. The cost value of these shares is \$7,827,563. As at 30 June 2009, the market price of these shares was \$2.12. As at 30 April 2010, the market price is \$1.70.

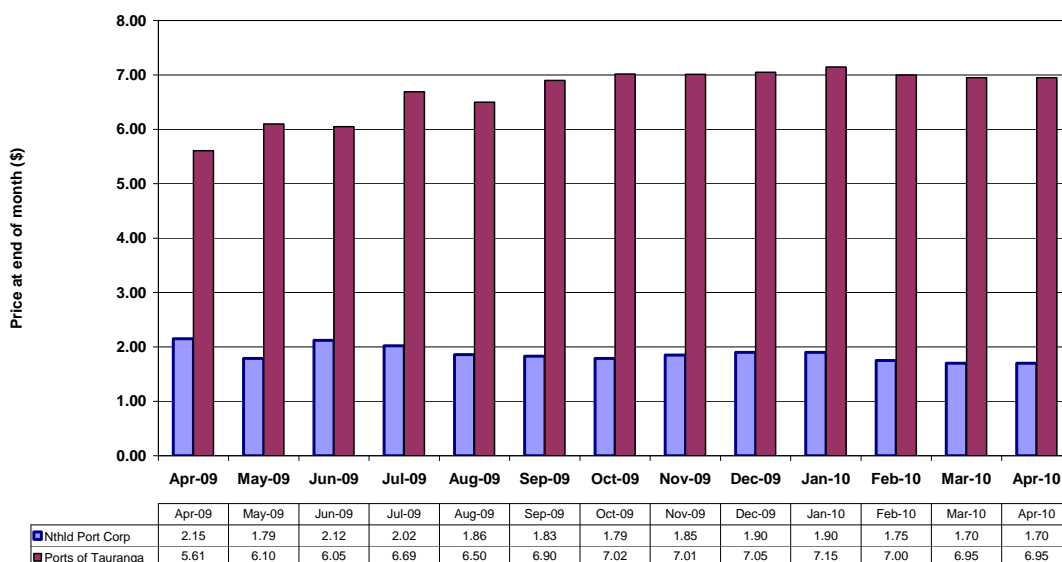
<sup>2</sup>Internal borrowing is cash used to fund the \$13M contribution made towards the development of the Northland Events Centre. The internal borrowing will be repaid from the Recreational Facilities Rate over an approximate 15 year period.



### NORTHLAND PORT CORPORATION SHARE PRICE MOVEMENT

The graph below graphically illustrates the movement in the Northland Port Corporation's share price in the current financial year. Share price data for the Ports of Tauranga has been provided for comparative or benchmarking purposes.

Northland Port Corporation Share Price Movement compared to Ports of Tauranga



2009/2010

#### Recommendation

That the Investment Schedule and Performance Report to 30 April 2010 from Financial Systems Administrator Kym Ace dated 5 May 2010 be received.

#### COMPLIANCE WITH DECISION MAKING PROCESS

The activities detailed in this report are in accordance with the Council's Treasury Management Policy which was adopted in compliance with the decision-making requirements of sections 76-82 of the Local Government Act 2002.

## Paid Accounts for Approval

File C4.30

Report from Payments Officer, Rachel Hills dated 30 April 2010.

Set out below is the summary of expenditure that was approved and paid during April 2010.

### Northland Regional Council General Account

Direct Debits	vouchers 101265 - 101288	\$11,740,410.14
Computer Cheques	vouchers 20021 – 20037	\$14,430.52
Direct Credits	vouchers 1025710 - 1026025	\$1,263,948.23
Payroll Transactions		\$836,350.45
<b>Total</b>		<b>\$13,855,139.34</b>

### Analyses of Expenditure Classes

Labour costs	\$836,350.45
Operating costs	\$2,532,792.99
Capital Expenditure	\$28,495.90
Call/Term deposits/Investments	\$10,457,500.00
<b>Total</b>	<b>\$13,855,139.34</b>

The vouchers are available for inspection if required.

This report is tabled in terms of the Council's delegation policy made pursuant to the Public Bodies Contracts Act 1959.

#### Recommendation

That the report from the Payments Officer, Rachel Hills dated 30 April 2010 be received and the payments for April 2010 be confirmed.

#### COMPLIANCE WITH DECISION MAKING PROCESS

The activities detailed in this report are provided for in the Northland Community Plan 2009-2019, and as such are in accordance with the Council's decision making process and Sections 76-82 of the Local Government Act 2002, and the requirements of the Public Bodies Contracts Act 1959.

## Lease Transactions

Files: L007

Report from General Manager Finance and IT, Lisa Aubrey dated 4 May 2010.

The following lease transactions were processed and executed under seal of Council during the past month:

- |      |      |   |
|------|------|---|
| File | L007 | Authority and Instruction Form for Council's solicitors to prepare a renewal of lease for Corner Carruth and Robert Streets, Whangarei to Anderson McLean Limited.  |
| File | L007 | Authority and Instruction Form for Council's solicitors to prepare a renewal of lease for Corner Reyburn and Carruth Streets, Whangarei to Anderson McLean Limited. |

### Recommendation

That the lease transactions and the use of the Council seal outlined in the report from the General Manager Finance and IT, Lisa Aubrey dated 4 May 2010, be approved.

### COMPLIANCE WITH DECISION MAKING PROCESS

The documents for sealing contained within this report are in accordance with the Council's Treasury Management Policy which was adopted in compliance with the decision making requirements of Sections 76 to 82 of the Local Government Act 2002 and the execution of the seal is part of the Council's day to day operations and as such is provided in the Council's 2009-2019 Long Term Council Community Plan.

## Documents Sealed

**Files: CON20070609701,  
Report from General Manager - Projects and Information Linda Stansfield dated  
7 May 2010.**

The following document was executed under seal of Council during the past month:

**File: CON20070609701** Approval of Digital Survey Plan LT 422383 pursuant to Section 245(5)(b) of the Resource Management Act 1991. Consent Holder: Matauwhi Wharf Ltd.

### Recommendation

That the use of the Council seal outlined in the report from the General Manager - Projects and Information dated 7 May 2010, be approved.

### COMPLIANCE WITH DECISION MAKING PROCESS

The documents for sealing contained within this report are in accordance with the Council's Treasury Management Policy which was adopted in compliance with the decision making requirements of Sections 76 to 82 of the Local Government Act 2002 and the execution of the seal is part of the Council's day to day operations and as such is provided in the Council's 2009-2019 Long Term Council Community Plan.

## Consents Decisions, Notified Applications in Process, Objections and Appeals

### File E2.1

Report from Consents Senior Programme Manager Dr Rob Lieffering, dated 7 May 2010.

The Consents Senior Programme Manager's report on resource consent decisions made since 1 April 2010 is circulated to Councillors under separate cover. Progress on notified applications, objections, and appeals is as set out in the following tables:

### NOTIFIED APPLICATIONS

#### Publicly Notified

Applicant	Proposal	Notification Period	Comment
Far North District Council CON20070283501 CON20070283601 CON20071912101	Kaitaia Public Water Supply	9 August to 7 September 2007	The only submitter wishing to be heard has agreed in principle to withdraw his wish to be heard provided conditions take into account his concerns. Recommendations have been drafted and circulated to the applicant and submitter for agreement. Formal hearing very unlikely.
Far North District Council CON20080257701	Replacement consents for Rawene Waste Water Treatment Plant (WWTP)	13 August to 9 September 2008	Investigation into alternatives completed. FNDC Councillors have made a decision not to change the current WWTP unless the community agrees to fund an upgrade. If they do then the preferred upgrade has a capital cost of \$1 million. FNDC will be canvassing the community regarding this prior to continuing with consent process.
Golden Bay Cement Limited CON20080505901	Replacement consents for various water takes, stormwater and contaminant discharges at the Portland site	12 January to 11 February 2009	No submissions received. Currently in discussions with the applicant regarding draft conditions for all activities. It is hopeful that this should be resolved by the end of May.
Kaipara District Council 20090110201	Wastewater treatment and disposal system servicing Te Kopuru	26 February to 25 March 2009	Awaiting formal response from one remaining heard submitter to withdraw wish to be heard. Decision to be made under delegated authority in May.

Applicant	Proposal	Notification Period	Comment
Whangarei District Council CON20010752101 CON20080752102	Replacement consent for sewage overflows from Okara Park Pump station. New application for sewage overflow into Waiarohia Stream	28 October to 25 November 2008	As a result of upgrades to the Okara Park Pump Station, the applicant has advised the NRC that it wishes to withdraw its (new) application for a discharge to Waiarohia Stream and to amend its Okara Park Pump Station discharge application to only allow discharges to occur "from time to time". Independent Commissioners have been recommended to jointly hear this application and the application to change the Whangarei WWTP consent conditions. Hearing scheduled to begin week of 14 June 2010.
Whangarei District Council CON20090435202	Change to condition 16 to allow increase in volume of wastewater discharged from Whangarei WWTP during "extreme wet weather"	17 December 2009 to 4 February 2010	Independent Commissioners have been recommended to jointly hear this application and the Okara Park pump station application. Hearing scheduled to begin week of 14 June 2010.
Li Liangren Family Trust CON20092425301	Earthworks and stormwater consents for 118 lot subdivision at Tinopai	13 March to 13 April 2010	Six submissions received. Applicant has requested application be placed on hold.
Ballance Agri-Nutrients Limited CON20090706801	Discharge contaminants to air from fertiliser works	20 March to 20 April 2010	Thirty-seven submissions received, 15 wishing to be heard. Further information requested from applicant as a result of the contents of submissions.
Juken NZ Limited CON20090706202	Discharge isocyanates to air from Triboard and Strandboard Mill	9 March to 8 April 2010	Twenty-three submissions received, nine wishing to be heard. Hearing scheduled for 27-28 May 2010.
Kaipara District Council CON20040111601	Replacement consents for Kaiwaka WWTP	7 April to 5 May 2010	Two submissions received, one wishing to be heard. Resolution of issues will be attempted.

**Limited Notified**

<b>Applicant</b>	<b>Proposal</b>	<b>Notification Period</b>	<b>Comment</b>
Fonterra Co-op Ltd CON20060437319	Condensate discharges from Kauri site to Wairua River	4 October to 7 November 2007	One submission received against proposal. Applicant given a time extension to attempt resolution of issues raised and investigate re-use of condensate. The Applicant has been contacted again regarding the results of the investigation and has advised that the information should be provided in the near future.
New Zealand Transport Agency CON20102544301	Earthworks and stormwater consents for upgrade of SH 11, Lily Pond to Quarry	23 April to 21 May 2010	Jointly notified with the Far North District Council for alteration to a designation.

**PRE-HEARING MEETINGS**

<b>Applicant</b>	<b>Proposal</b>	<b>Held</b>	<b>Outcome</b>
Whangarei District Council CON20060257601	Replacement Ngunguru sewage discharge consents	Pre-hearing held 13 December 2006	Site visit with heard submitter to assess discharge. Draft recommendations circulated and meeting arranged to finalise conditions. Hearing is not expected to be required. Delegated decision due to be issued by the end of May.
Explore NZ (2004) Limited CON20071904701	Proposed jetty in Hahangarua Bay, Moturua Island	31 October 2007	Applicant commissioning Historic Values Assessment and conducting further discussions with Ngati Kuta hapu. Applicant has been contacted to confirm whether it wishes to proceed with or withdraw application.
AFFCO Moerewa CON20070738112	Activities resulting from inclusion of a proposed milk powder plant at Moerewa	4 February 2009	In final stages of discussions with applicant regarding draft recommendations. Once agreed they will be circulated to the submitters for their comment. It is hopeful that a decision can be made without the requirement for formal hearing.
Whangarei District Council CON20102496401	New bridge across the Hatea River and associated roading	23 April 2010	Meetings held with the applicant, K Lewis, Whangarei Harbour Marina Management Trust (WHMMT) and United Carriers Ltd. A number of issues resolved or clarified. WHMMT no longer wish to be heard.

<b>Applicant</b>	<b>Proposal</b>	<b>Held</b>	<b>Outcome</b>
Whangarei District Council CON20090869102	Replace timber seawall with rock revetment at Te Maika Road, Ngunguru	26 April 2010	Meeting with the one submitter who wished to be heard out of the four supporting submitters. Issues likely to be resolved without hearing.

## HEARINGS

<b>Applicant</b>	<b>Proposal</b>	<b>Date of Hearing</b>	<b>Decision Issued/Comment</b>
J C W Robinson CON20060788201	Section 128 Review of quarrying consent conditions	Postponed to allow Consent Holder to review technical report	Confirmation of purchase of affected property received. Staff re-assessing the need for review of conditions.
Marine Farms transferred under Aquaculture Reform Act 2004 (ARA)	Review of consent conditions under Sections 10 and 20 of the ARA	6 April 2009 – reconvened on 13 July 2009 and 30 July 2009	Interim decision issued 20 August 2009. Final decision issued 4 May 2010.
Orange Centre Limited CON20071987601	Visitor centre, including accommodation and service station, SH 10 Kerikeri	Rescheduled hearing at applicant's request. 17–18 May 2010	Applicant has been in discussions with NRC staff regarding changes to the proposal to satisfy their concerns. Applicant has apparently addressed all FNDC staff concerns.
Kerikeri Falls Investment Limited CON20071928901	Sewage, stormwater, and earthworks associated with a proposed Country Club complex, Rainbow Falls Road, Kerikeri	Joint Plan Change, FNDC/NRC Consent Hearing 2-5 March 2010	NRC consents granted by committee. No appeals received.
Borneo Investments Limited CON20082022101	Sewage associated with proposed 54 residential unit development, including clubhouse and recreational building, Cobham Road, Kerikeri	Joint Plan Change, FNDC/NRC Consent Hearing 9-10 March 2010	NRC consents granted by committee. No appeals received.
Whangarei District Council CON20092330601	Rock revetment at Helena Bay	Hearing held 12 March 2010	Decision to grant issued 6 April 2010. No appeals received.
Far North Holdings Limited CON20080838526	18 pile mooring berth extension to Opua Marina	Hearing scheduled for 30 April 2010	Hearing delayed at Applicant's request. Rescheduled for 8 June 2010.
Culham Engineering Company Limited CON20092468701	Authorisation of existing reclamation	Hearing scheduled for 6 April 2010	Decision to grant issued 15 April 2010.
Whangarei District Council CON20102496401	New bridge across the Hatea River and associated roading	Hearing scheduled for 11–14 May 2010	

**APPEALS/OBJECTIONS**

<b>Applicant</b>	<b>Proposal</b>	<b>Progress</b>
Far North District Council CON20070757701	Renewal of consent to take groundwater for public water supply at Kaikohe	Objection to consent condition met by postponing hearing to coincide with renewal applications for other public groundwater takes at Kaikohe.
Pouto Farms Limited CON2008215801	Flood protection works at Kaihu River	Objection to decision to return application documents as incomplete but the applicant still seeking stay of hearing, pending receipt of flood model data to enable completion of application detail.
O B Holdings Ltd CON20041213701	Earthworks for 4.5 km access road for 40 lot subdivision at Cove Road, Langs Beach	Environment Court hearings adjourned until June 2010.
Crest Energy Kaipara Limited CON20061607601	Proposed tidal power generation in Kaipara Harbour entrance	Environment Court Interim Decision issued 22 December 2009. Further information required by the Court.
Far North District Council Bay of Islands Community Wastewater Scheme CON20060110804	Expansion of Paihia WWTP to receive and treat additional wastewater from Kerikeri, Waipapa, Waitangi, and Russell if necessary	Legal counsel for the appellant and Section 274 parties has provided the applicant with conditions for withdrawal of appeal and Section 274 notice. Applicant to consider offer. NRC to report to the Court on 7 May 2010.
Far North Holdings Limited CON20060545411	Proposed waterfront redevelopment at Paihia	Appeals resolved with all but one Section 274 party.
KiwiRail CON20071988401	Oakleigh to Marsden Point Rail Link	KiwiRail has objected to the costs of both the Whangarei District Council and the Northland Regional Council: discussion with the applicant to occur upon final invoices from both councils.
		Goldpine Industries Limited has appealed the NRC decisions (but not the RCA recommendation). Goldpine considers that the rail corridor will split their working farm in half and this will result in losses in efficiencies.
		KiwiRail has appealed the NRC's decisions and recommendation on the RCA. It is in general support of the decision but has concerns regarding a number of the conditions imposed. Mighty River Power is a Section 274 party to this appeal.
Neil Construction Limited CON20082200401	Proposed 179 lot residential subdivision, Kapiro and Redcliff Roads, Kerikeri	Draft Consent Order resolving appeal has been filed with the Court for the Judge's consideration. Court has delayed issuing Consent Order until appeal on District Council decision has been dealt with.

<b>Applicant</b>	<b>Proposal</b>	<b>Progress</b>
Far North District Council CON200404369 (01-02) CON200407356 (01-08)	Consents associated with water supply for Omapere/Opononi. Existing water takes from Waitemarama Stream and dam on Waiarohia Stream.	Applicant has reached a tentative agreement with Pakanae Hapu Management Committee to resolve its appeal. Applicant and NRC staff have also reached tentative agreement to resolve their appeal. NRC and FNDC now in a position to discuss agreements with Section 274 parties. Update to Court due on 17 May 2010.
North Holdings Limited CON20082038401	Construction and operation of a wastewater treatment wetland, Ruakaka	Three appeals against decision. All parties have requested formal mediation by the Court. Informal mediation meeting held between the applicant, NRC and NIWA to discuss NIWA appeal. NIWA have provided additional info to applicant for consideration. Still awaiting formal mediation date.

### **Recommendation**

That the report from the Consents Senior Programme Manager Dr Rob Lieffering, dated 1 May 2010, on resource consent decisions, notified applications in process and objections and appeals, be received.

### **COMPLIANCE WITH DECISION MAKING PROCESS**

The activities detailed in this report are provided for in the Council's 2009/2019 LTCCP, and as such are in accordance with the Council's decision-making process and sections 76-82 of the Local Government Act 2002.

## Appointment of Hearings Committee

File D2.13

Report from the Consents Senior Programme Manager Dr Robert Lieffering dated 7 May 2010.

### DELEGATION TO HEAR AND DECIDE RESOURCE CONSENT APPLICATIONS

A Hearings Committee is required for each of the following resource consent applications:

1. Application **CON20080838526** lodged by **Far North Holdings Limited** for a resource consent associated with a proposed pile berth extension to the Opuia Marina. One independent commissioner to hear and decide this application is recommended.

The Council has previously appointed Mr Alan Watson to hear and decide this application. However, the applicant has requested a specific hearing date and Mr Watson is not available on this date, and as such, an alternative independent commissioner is required to be appointed.

In discussion with the Chairperson of the Hearings Committee (Cr Hill), it is recommended that Mr Conway Stewart be appointed to hear and decide this application.

2. Application **CON20090706202** lodged by **Juken New Zealand Limited** to discharge isocyanates to air from a Triboard and Strandboard Mill. The matters in contention relate to the possible public health effects of the discharge and the extent of such effects. A hearings committee comprising one Councillor and two independent commissioners, one with a public health background and one with a technical air quality background, is recommended to hear this application.

In discussion with the Chairperson of the Hearings Committee (Cr Hill), it is recommended that Cr Hill, together with Dr Bruce Graham and Dr David Sinclair be appointed to hear and decide this application with Cr Hill being the Chairperson of the Committee.

3. Application **CON20010752101** lodged by the **Whangarei District Council** for a replacement consent to discharge untreated wastewater to the Whangarei Harbour (Hatea River) from the Okara Pump Station. As the proposed work involves a restricted coastal activity (RCA), two independent commissioners, together with the person required to be nominated by the Minister of Conservation (in accordance with Section 117(7) of the Resource Management Act 1991), is recommended to hear this application. The Minister of Conservation, through the Department of Conservation, has advised that his nominee for this application will be Mr John Smart.

In discussion with the Chairperson of the Hearings Committee (Cr Hill), it is recommended that Mr Doug Arcus, Mr Hamish Lowe and Mr John Smart (the Minister's nominee) be appointed to hear and decide this application, with Mr Arcus being the Chairperson of the Committee. This application is to be heard jointly with application CON20090435202 (discharge from the Whangarei Main Wastewater Treatment Plant, see below).

4. Application **CON20090435202** lodged by the **Whangarei District Council** to change Condition 16 of resource consent 20040435202 to allow additional wastewater to be discharged to Limeburners Creek from the Whangarei Main Wastewater Treatment Plant during extreme wet weather. Two independent commissioners are recommended to hear and decide this application. The Northland Regional Council considered that the proposed change constituted a restricted coastal activity (RCA) and was publicly notified as such. This being the case a person is required to be nominated by the Minister of Conservation (in accordance with Section 117(7) of the Resource Management Act 1991) to be included on the panel to hear this application. However, the Minister of Conservation, through the Department of Conservation, has advised an application to change (pursuant to Section 127 of the RMA) a condition of consent which was originally an RCA is itself not an RCA and therefore no person is being nominated by the Minister for this application.

In discussion with the Chairperson of the Hearings Committee (Cr Hill), it is recommended that Mr Doug Arcus and Mr Hamish Lowe be appointed to hear and decide this application with Mr Arcus being the Chairperson of the Committee. This application is to be heard jointly with application CON20010752101 (discharge from Okara Pump Station, see above).

#### **Recommendation**

1. That the Council revoke its previous appointment of Mr Alan Watson to hear and decide resource consent application **CON20080838526** lodged by **Far North Holdings Limited** for a resource consent associated with a proposed pile berth extension to the Opuia Marina, effective immediately.
2. That Mr Conway Stewart be appointed to hear and decide resource consent application **CON20080838526** lodged by **Far North Holdings Limited** for a resource consent associated with a proposed pile berth extension to the Opuia Marina.
3. That Cr Hill, acting as Chairperson, Dr Bruce Graham, and Dr David Sinclair be appointed to hear and decide resource consent application **CON20090706202** lodged by **Juken New Zealand Limited** to discharge isocyanates to air from a Triboard and Strandboard Mill.
4. That Mr Doug Arcus, acting as Chairperson, Mr Hamish Lowe, and Mr John Smart, as the Minister of Conservation's nominee, be appointed to hear and decide resource consent application **CON20010752101** lodged by the **Whangarei District Council** for a replacement consent to discharge untreated wastewater to the Whangarei Harbour (Hatea River) from the Okara Pump Station.
5. That Mr Doug Arcus, acting as Chairperson, and Mr Hamish Lowe be appointed to hear and decide resource consent application **CON20090435202** lodged by the **Whangarei District Council** to change Condition 16 of resource consent 20040435202 to allow additional wastewater to be discharged to Limeburners Creek from the Whangarei Main Wastewater Treatment Plant during extreme wet weather.

**COMPLIANCE WITH DECISION MAKING PROCESS**

The activities detailed in this report are provided for in the Council's 2006/2016 LTCCP, and in accordance with the Council's statutory delegations approved in July 2004. As such they are in accordance with the Council's decision making process and sections 76-82 of the Local Government Act 2002.

APPOINTMENT OF HEARINGS COMMITTEES.DOC

## **Warrants of Appointment: Resource Management Act 1991**

**File: C1.3, C6.2**

**Report from Operations Director Tony Phipps dated 30 April 2010.**

### **PURPOSE**

To delegate authority and authorise the issuing of warrants of appointment pursuant to section 38 of the Resource Management Act 1991 ("the Act") to officers within Operations directorate.

### **INTRODUCTION**

This report is a standard report recommending that the Council delegates powers and functions and issues appropriate warrants under the Act. All recommendations are in accordance with Council policy. The recently appointed officers within the Monitoring Department who require Council delegated authority are:

#### **1. Sandrine Le Gars Hydrology and Groundwater Monitoring Officer**

Powers to be delegated and warrants issued under the following sections of the Act are:

- 22 Power to seek information, including the names and addresses of persons believed to have breached the Act.
- 332 Power of entry onto private property (except dwelling house) for inspection and to take samples for example of water, air, soil or organic matter, contaminants etc.
- 333 Power to enter property to carry out surveys in certain circumstances including investigations, tests or measurements.

#### **2. Michael Nager Environmental Monitoring Officer, Opuia**

Michael has extensive previous experience in enforcement activities and it is considered unnecessary for the standard six month period to elapse prior to delegating authority pertaining to abatement notices. Therefore powers to be delegated and warrants issued under the following sections of the Act are:

- 322 Power to issue abatement notices.
- 325(a) Cancellation of abatement notices.

### **CONCLUSION**

The above recently appointed officers require delegated authority to enable them to perform the duties and responsibilities of their positions. Therefore the Council is asked to delegate authority and authorise the issuing of warrants of appointment pursuant to section 38 of the Resource Management Act 1991.

**Recommendation**

1. That the report Warrants of Appointment: Resource Management Act 1991 from the Operations Director Tony Phipps dated 30 April 2010, be received.
2. That pursuant to section 38 of the Resource Management Act the officer named below is authorised to exercise and carry out the functions and powers as set out in sections 22, 332, 333 of the Act:

Sandrine Le Gars                      Hydrology and Groundwater Monitoring Officer

3. That pursuant to section 38 of the Resource Management Act the officer named below is authorised to exercise and carry out the functions and powers as set out in sections 322 and 325(a) of the Act:

Michael Nager                      Environmental Monitoring Officer, Opuia

**COMPLIANCE WITH DECISION MAKING PROCESS**

The activities detailed in this report are provided for in the Council's 2009-2019 Long Term Council Community Plan and as such are in accordance with the Council's decision-making process and sections 76 to 82 of the Local Government Act 2002.

## Approval of 30 Year Transport Strategy

File T2.6

Report from the Infrastructure Senior Project Manager, Vaughan Cooper, dated 3 May 2010.

### PURPOSE

To seek approval from the Northland Regional Council (NRC) of the 30 Year Transport Strategy for Northland (the Strategy). The Strategy incorporates the statutory requirements of a Regional Land Transport Strategy.

### STATUTORY REQUIREMENT

Section 74 (1) of the Land Transport Management Act 2003 (LTMA) stipulates that:

- At least once in every six financial years, each Regional Council must -
  - (a) ensure that the relevant Regional Transport Committee prepares, on the Regional Council's behalf, a Regional Land Transport Strategy that covers a period of at least 30 financial years; and
  - (b) approve the Regional Land Transport Strategy.

### BACKGROUND

The purpose of the Strategy is to set the direction for the region's transport system over the next 30 years. The Strategy identifies what is needed to achieve an affordable, integrated, safe, responsive, and sustainable transport system. It is recognised that the LTMA focuses on the land based sectors of a transport system. However, this Strategy has chosen to cover all aspects of the transport system and has therefore addressed coastal shipping as well as air travel.

The Regional Transport Committee (RTC) has completed preparation of the Strategy in accordance with Sections 73-80 of the LTMA on behalf of the NRC. This included the formal public notification, submissions and hearings process.

### LODGING OF PROGRAMME

Section 79 (1) of the LTMA stipulates that:

*A regional transport committee that has prepared a regional land transport strategy on behalf of a regional council must, after it has consulted under section 78, lodge the regional land transport strategy with the regional council.*

It is anticipated that the RTC will approve the Strategy at its meeting on 18 May 2010 and formally lodge the '30 Year Transport Strategy for Northland' with the NRC. A copy of the Strategy has been distributed with the Council Agenda and a verbal update of the RTC decision will be provided at the meeting.

### APPROVAL OF PROGRAMME

Section 79 (2) of the LTMA stipulates that:

*The relevant regional council may, after considering a regional land transport strategy that has been lodged with it under subsection (1), decide –*

- (a) *to approve the regional land transport strategy, without modification; or*

- (b) *to refer the regional land transport strategy back to the regional transport committee with a request that the regional transport committee reconsider one or more aspects of the regional land transport strategy.*

The RTC now seeks NRC approval for the Strategy, including approval to affix the NRC seal to the Strategy and make the approved Strategy operative on 31 May 2010.

### **Recommendation**

1. That the report from the Infrastructure Senior Project Manager dated 3 May 2010, on the 30 Year Transport Strategy for Northland, be received.
2. That the 30 Year Transport Strategy for Northland (incorporating the Regional Land Transport Strategy) is acknowledged as being lodged with the Regional Council by the Regional Transport Committee.
3. That the Northland Regional Council approve the 30 Year Transport Strategy for Northland.

### **COMPLIANCE WITH DECISION MAKING PROCESS**

The activities detailed in this report are part of the Council's day to day operations and are provided for in the Council's 2009-2019 Long Term Council Community Plan, and as such are in accordance with the Council's decision making process and sections 76-82 of the Local Government Act 2002.

## **Moorings in High Priority Mooring Areas**

**File Number E1.20**

**Report from Policy Specialist Ben Lee dated 6 May 2010**

### **PURPOSE**

The purpose of this report is to seek approval for a package of actions to manage the situation where approximately 1250 moorings will go from a permitted activity to a controlled activity.

### **BACKGROUND**

At the Council's February meeting, approval was given to initiate a variation to Plan Change 1 to the Regional Coastal Plan for Northland to remove the need to develop Mooring Management Plans.

The current rules for moorings are based around the assumption of Mooring Management Plans. An unintended consequence of not progressing with Mooring Management Plans is that all moorings in high priority mooring areas (approximately 1250) will change from a permitted activity to a controlled activity after 30 June 2010.

There are 13 high priority mooring areas in Northland. They are the mooring areas which are full (or close to) and where there is pressure on shore-based facilities.

### **PROPOSAL**

Mooring management has to be reviewed due to the impracticalities of Mooring Management Plans. The review will also provide an opportunity to consider issues such as the escalating price of moorings in high demand areas. Until this review is completed the best approach is to treat affected mooring holders as if their moorings were still permitted activities.

The proposed approach is as follows:

- Affected mooring holders will be sent a letter advising of the situation prior to 30 June 2010.
- No action taken over affected moorings for not having resource consent. This will be re-evaluated when the new management regime for moorings has been, or is near to being put in place.
- Advise mooring owners that there is a small risk to them if resource consent is not obtained (eg someone could challenge the legality of the moorings through the Environment Court).
- Design a streamlined and discounted consent process for those mooring holders that do want to apply for resource consent (approximately \$100 excluding GST – to cover administration costs).
- Consents will be granted for a short term (eg five years) in line with the estimated time it will take to finalise a new mooring management regime.
- Highlight to affected mooring holders the key issues likely to be considered in the mooring management review, such as the escalating price of moorings in high demand areas.

**Recommendation**

That Council support the following approach:

1. Affected mooring holders will be sent a letter advising of the situation prior to 30 June 2010.
2. No action taken over affected moorings for not having resource consent. This will be re-evaluated when the new management regime for moorings has been, or is near to being put in place.
3. Advise mooring owners that there is a small risk to them if resource consent is not obtained.
4. Design a streamlined and discounted consent process for those mooring holders that do want to apply for resource consent (approximately \$100 excluding GST – to cover administration costs).
5. Consents will be granted for a short term (eg five years) in line with the estimated time it will take to finalise a new mooring management regime.
6. Highlight to affected mooring holders the key issues likely to be considered in the mooring management review, such as the escalating price of moorings in high demand areas

**COMPLIANCE WITH DECISION MAKING PROCESS**

The activities detailed in this report are provided for in the Council's 2009-2019 Long Term Council Community Plan, and as such are in accordance with the Council's decision making process and sections 76-82 of the LGA 2002

## NORTHLAND REGIONAL COUNCIL AUDIT AND FINANCE COMMITTEE

---

Minutes of a Meeting of the Audit and Finance Committee  
held in the Council Chambers, 36 Water Street, Whangarei,  
on Wednesday, 28 April 2010 commencing at 1.00 pm

---

### File D2.10

#### **Present:**

Cr Jensen, Chairman  
Cr J Bain  
Cr C Brown  
Cr B Rossiter  
Cr I Walker (arrived at 1.05pm)  
Cr M Farnsworth (ex-officio)

#### **Also Present:**

Cr J Carr  
Ms S Boon, Arts Promotion Trust  
Ms J Douglas, Enterprise Northland  
Ms N Metz, Destination Northland  
Mr I Jenkins, Chandler Fraser Keating Ltd

#### **In Attendance:**

Deputy CEO/Operations Director  
General Manager Projects and Information  
General Manager Finance & IT  
Strategy and Planning Director  
Communications Senior Programme Manager  
Regional Policy Senior Programme Manager  
Council Administration Programme Manager

#### **Apologies**

##### **Moved (Rossiter/Bain)**

That the apology from the CEO Ken Paterson be received.

##### **Carried**

#### **Declaration of Conflicts of Interests**

The Chairman gave members the opportunity to declare an interest on any item of business on the agenda for the meeting. Cr Bain declared an interest in the supplementary item on the Payment of Helicopter Grant.

## **Items of New Business**

### **File D2.10**

#### **Moved (Brown/Rossiter)**

That the Council agrees to consider the following item of new business for the reason shown:

#### **Open Meeting**

##### **1. Payment of Helicopter Grant**

The information contained in the report was not available at the time of preparation of the agenda and it is in the public interest and that of the Northland Emergency Services Trust that a decision is made on the payment of funds due to it.

**Carried**

**The Committee agreed to consider items 8 and 5 at the start of the meeting.**

##### **1. Confirmation of Minutes of the Audit and Finance Committee Meeting held on 24 March 2010**

### **File D2.10**

#### **Moved (Walker/Rossiter)**

That the minutes of the meeting of the Audit and Finance Committee held on 24 March 2010 be confirmed.

**Carried**

##### **2. Quarterly Variance Reporting to 31 March 2010**

### **File C4.50**

**Report from Financial Accountant, Kim Harvey dated 23 April 2010**

#### **Moved (Rossiter/Jensen)**

That the quarterly variance report by Financial Accountant, Kim Harvey dated 23 April 2010, be received.

**Carried**

### **3. Levels of Service Progress Report to 31 March 2010**

**File C8.1**

**Report from General Manager Finance and IT, Lisa Aubrey dated 19 April 2010.**

**Moved (Bain/Rossiter)**

That the progress report on levels of service for each group of activities by General Manager Finance and IT, Lisa Aubrey dated 19 April 2010 be received.

**Carried**

**Cr Walker asked that it be reported back on how the consultation was being undertaken regarding the 'Growth Programme'.**

### **4. Audit New Zealand Interim Management Report**

**File C4.1**

**Report from General Manager Finance and IT, Lisa Aubrey dated 19 April 2010.**

**Moved (Walker/Rossiter)**

That the Audit New Zealand Interim Management Letter for the financial year ending 30 June 2010 be received.

**Carried**

**Also moved (Farnsworth/Walker)**

That the General Manager Finance and IT bring a report to the next Council meeting regarding the recommendation to appoint an independent member to the Audit and Finance Committee.

**Carried**

### **5. Forest Management Plan 2010-2014**

**File C2.10**

**Report from General Manager Finance and IT, Lisa Aubrey dated 19 April 2010.**

Mr Ian Jenkins, Forestry Consultant, Chandler Fraser Keating briefly outlined the Forestry Management Plan and stated that the Council was in a good position to benefit from the current market prices.

**Moved (Brown/Rossiter)**

1. That the report on the Forest Management Plan from General Manager Finance and IT, Lisa Aubrey dated 19 April 2010 be received; and
2. That the Forest Management Plan for the period 2010 to 2014 prepared by Chandler Fraser Keating Limited be received; and

3. That subject to the inclusion of background information as detailed in this agenda item and any further amendments proposed during the meeting, the Forest Management Plan 2010 to 2014 be adopted.

**Carried**

## **6. Riskpool Call on Funds**

**File C4.17**

**Report from General Manager Finance and IT, Lisa Aubrey dated 21 April 2010.**

**Moved (Bain/Rossiter)**

1. That the report titled Riskpool call on funds written by the General Manager Finance and IT, Lisa Aubrey dated 21 April 2010 be received; and
2. That the full liability of \$134,157 is to be funded from the current year's operating expenditure in the first instance and from the Council reserves if there is no operating surplus in the current financial year.
3. That staff provide a full report on Riskpool and the liability going forward.

**Carried**

## **7. Enterprise Northland and Destination Northland Limited – Third Quarterly Reports for 2009/2010**

**Files D3.1.2 and D3.1.3**

**Report from General Manager Projects and Information, Linda Stansfield dated 21 April 2010.**

Ms N Metz, Destination Northland and Ms J Douglas, Enterprise Northland both gave brief overviews of the performances of the respective organisations over the last three months. They also spoke on various future sporting and business initiatives in Northland.

**Moved (Brown/Walker)**

That the Enterprise Northland and Destination Northland Limited – Third Quarterly Reports for 2009/2010 financial year, with attachments, from the General Manager Projects and Information, Linda Stansfield dated 21 April 2010 be received.

**Carried**

## **8. Arts Promotion Trust - Key Performance Indicators and Funding**

**File C9.50**

**Report from General Manager Finance and IT, Lisa Aubrey dated 16 April 2010.**

Ms Sarah Boon gave a brief presentation on the activities of the Trust over the previous three months.

### **Moved (Rossiter/Bain)**

1. That report on Arts Promotion Trust from the General Manager Finance and IT, Lisa Aubrey dated 16 April 2010 be received.
2. That the Council release the March quarter funds of \$12,500 to the Arts Promotion Trust on the satisfaction of progress made towards achieving the key performance indicators for the 2009/2010 financial year.

**Carried**

## **Supplementary Item**

**Cr Bain declared an interest in this item and took no part in the discussion and voting.**

## **Payment of Helicopter Grant**

**File C4.5**

**Report from General Manager – Finance and IT Lisa Aubrey dated 28 April 2010.**

### **Moved (Farnsworth/Brown)**

1. That the payment of helicopter grant report from the General Manager – Finance and IT dated 28 April 2010, be received.
2. That the Northland Emergency Services Trust be paid the \$600,000 annual grant on a quarterly basis, with the final quarter payment calculated and paid according to the proportion of rate strike actually collected by Council.

**Carried**

## **Business with the Public Excluded**

### **Moved (Rossiter/Bain)**

That pursuant to the Local Government Official Information and Meetings Act 1987, (LGOIMA) the public be excluded from the remainder of the meeting to consider:

9. Minutes of Confidential Meeting held 24 March 2010.
10. Commercial Property Proposal.

The reason for excluding the public in relation to item 9 is as stated in the minutes of that meeting. The reason for excluding the public in relation to item 10 is that the public conduct of the proceedings would be likely to result in disclosure of information, the withholding of which is necessary to allow the Council to conduct, without prejudice or disadvantage, commercial activities, pursuant to section 7(2)(h) and 7(2)(b) of the said Act.

**Carried**

## **Conclusion**

The meeting closed at 2.20pm.

## **Receipt of Minutes – Regional Transport Committee**

**File D2.12**

The Minutes of the Regional Transport Committee meeting to be held on 18 May 2010 at 10 am will be tabled at the Council meeting for receipt and adoption of recommendations.

E:\COUNCIL\COUNCIL AGENDAS\2010 COUNCIL AGENDAS\MAY 2010\REGIONAL TRANSPORT COMMITTEE RECEIPT OF MINUTES.DOC

## **Receipt of Minutes - Environmental Management Committee**

**File D2.11**

The Minutes of the Environmental Management Committee meeting to be held on 19 May 2010 at 10 am will be tabled at the Council meeting for receipt and adoption of recommendations.

E:\COUNCIL\COUNCIL AGENDAS\2010 COUNCIL AGENDAS\MAY 2010\ENVIRONMENTAL MANAGEMENT COMMITTEE RECEIPT OF MINUTES.DOC

## **Business with the Public Excluded**

### **File D2.2**

#### **Recommendation**

That pursuant to the Local Government Official Information and Meetings Act 1987, the public be excluded from the remainder of the meeting to consider:

1. Confirmation of Confidential Minutes of Council Meeting held on 21 April 2010.
2. Confirmation of Confidential Minutes of the Audit and Finance Committee Meeting held on 28 April 2010.

The reason for excluding the public in relation to items 1 and 2 are as stated in the Minutes of those meetings.