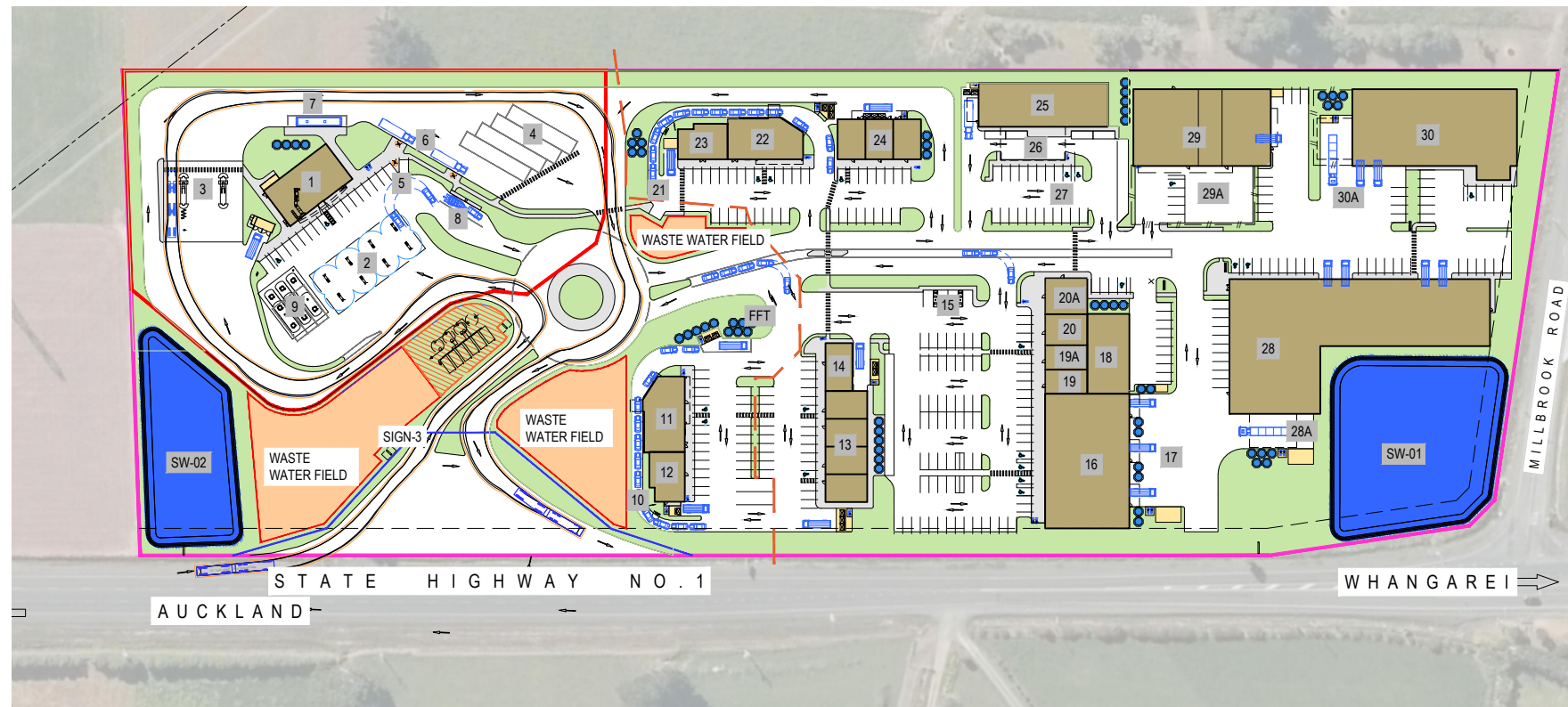


PROPOSAL - OPTION 1 (STAGE 2 WITH ON SITE WASTE WATER DISPOSAL)
 SCALE 1:1000 (A1) 1:2000 (A3)

PROPOSAL - OPTION 1 SHEET LIST

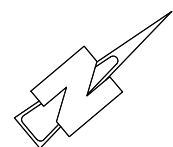
- | | | |
|---------|-------------------------------------|----------------|
| H01 - | PROPOSED OVERALL SITE PLAN | - OPTION 1 |
| H01-TT- | PROPOSED TRACKING PLAN | - OPTION 1 & 2 |
| H02 - | DETAIL SITE PLAN - SOUTHERN | - OPTION 1 & 2 |
| H03 - | DETAIL SITE PLAN - NORTHERN | - OPTION 1 |
| H04 - | BUILDING 1 PLANS & ELEVATIONS | - OPTION 1 & 2 |
| H05 - | BUILDING 11 & 12 PLANS & ELEVATIONS | - OPTION 1 & 2 |
| H06 - | BUILDING 13 & 14 PLANS & ELEVATIONS | - OPTION 1 & 2 |
| H07 - | BUILDING 16, 18, 19 & 20 PLANS | - OPTION 1 & 2 |
| H08 - | BUILDING 16, 18, 19 & 20 ELEVATIONS | - OPTION 1 & 2 |
| H09 - | BUILDING 22 & 23 PLAN & ELEVATIONS | - OPTION 1 & 2 |
| H10 - | BUILDING 24 PLAN & ELEVATIONS | - OPTION 1 & 2 |
| H11 - | BUILDING 25 PLAN & ELEVATIONS | - OPTION 1 & 2 |
| H12 - | BUILDING 28 PLAN | - OPTION 1 |
| H13 - | BUILDING 28 ELEVATIONS | - OPTION 1 |
| H14 - | BUILDING 29 PLAN & ELEVATIONS | - OPTION 1 & 2 |



PROPOSAL - OPTION 2 (STAGE 2 WITH OFF SITE WASTE WATER DISPOSAL)
 SCALE 1:1000 (A1) 1:2000 (A3)

PROPOSAL - OPTION 2 SHEET LIST

- | | | |
|---------|-------------------------------------|----------------|
| H21 - | PROPOSED OVERALL SITE PLAN | - OPTION 2 |
| H01-TT- | PROPOSED TRACKING PLAN | - OPTION 1 & 2 |
| H02 - | DETAIL SITE PLAN - SOUTHERN | - OPTION 1 & 2 |
| H22 - | DETAIL SITE PLAN - NORTHERN | - OPTION 2 |
| H04 - | BUILDING 1 PLANS & ELEVATIONS | - OPTION 1 & 2 |
| H05 - | BUILDING 11 & 12 PLANS & ELEVATIONS | - OPTION 1 & 2 |
| H06 - | BUILDING 13 & 14 PLANS & ELEVATIONS | - OPTION 1 & 2 |
| H07 - | BUILDING 16, 18, 19 & 20 PLANS | - OPTION 1 & 2 |
| H08 - | BUILDING 16, 18, 19 & 20 ELEVATIONS | - OPTION 1 & 2 |
| H09 - | BUILDING 22 & 23 PLAN & ELEVATIONS | - OPTION 1 & 2 |
| H10 - | BUILDING 24 PLAN & ELEVATIONS | - OPTION 1 & 2 |
| H11 - | BUILDING 25 PLAN & ELEVATIONS | - OPTION 1 & 2 |
| H23 - | BUILDING 28 PLAN | - OPTION 2 |
| H24 - | BUILDING 28 ELEVATIONS | - OPTION 2 |
| H14 - | BUILDING 29 PLAN & ELEVATIONS | - OPTION 1 & 2 |
| H25 - | BUILDING 30 PLAN | - OPTION 2 |
| H26 - | BUILDING 30 ELEVATIONS | - OPTION 2 |



TECHNITRADES ARCHITECTURE
 12 Ben Lomond Crescent, Pakuranga, Auckland 2010
 Phone (09) 5767166 | design@technitrades.co.nz

A1 Scale.	1:600
A3 Scale.	1:1200
Designed.	L.MEIKLEJOHN
Drawn.	B.MILLWARD
D	REVISED RESOURCE CONSENT APPLICATION ISSUE
REV.	DESCRIPTION
MK	12-09-23
A1 Plot Scale.	1:1
A3 Plot Scale.	1:2

NOTES.
 DO NOT SCALE.
 DIMENSIONS IN MILLIMETERS UNLESS NOTED OTHERWISE.
 IF IN DOUBT ON ANY ISSUE SEEK VERIFICATION PRIOR TO PROCEEDING.
 READ THESE DRAWINGS IN CONJUNCTION WITH ALL OTHER CONSULTANTS DRAWINGS AND SPECIFICATIONS.

© THIS DOCUMENT IS CONFIDENTIAL. COPYRIGHT IS VESTED IN TECHNITRADES LIMITED. WRITTEN CONSENT IS REQUIRED PRIOR TO REPRODUCTION OF ANY KIND.
 COPYRIGHT © - TECHNITRADES ARCHITECTURE LTD
 Client Reference No.

Project Title:
VACO INVESTMENTS LIMITED
WAIPU GATEWAY SERVICE CENTRE
 47 Millbrook Road, Waipu, Whangārei District

Drawing Title:
Proposed Cover Sheet - Option 1 & Option 2

Drawing No. **3096-H00** Rev: **D**

LEGEND:

- 1 BP SERVICE STATION BLDG
- 2 BP FORECOURT CANOPY
- 3 BP TRUCK STOP
- 4 BP TRUCK PARKS
- 5 BP EV CAR PARKS
- 6 BP EV TRUCK PARKS
- 7 COACH PARK
- 8 BP AIR PARK
- 9 BP U/GRND TANKS & CAMPER PARKS
- 10 QSR - 1 DRIVE THROUGH
- 11 QSR - 1 BLDG 260m2
- 12 FOOD - 1 BLDG 148m2
- 13 SHOP CENTRE - 1 BLDG 408m2 (4 x 102m2 TENANCIES INDICATED)
- 14 CAFE - 1 BLDG 113m2
- 15 EV PARKS (x 4)
- 16 FOOD RETAIL BLDG OR COMMERCIAL SERVICES 1,000m2 + 170m2 MEZZ UP TO 3 TENANCIES, SIZES SUBJECT TO TENANT NEEDS
- 17 FOOD RETAIL OR COMMERCIAL SERVICES LOADING AREA
- 18 AUTOMOTIVE ASSISTANCE BLDG 296m2 OR COMMERCIAL SERVICES
- 19 FOOD SPECIALTY STORE - 90m2
- 19A FOOD SPECIALTY STORE - 90m2
- 20 FOOD SPECIALTY STORE - 114m2
- 20A FOOD SPECIALTY STORE - 135m2
- 21 QSR - 2 DRIVE THRU
- 22 QSR - 2 BLDG 260m2
- 23 FOOD - 3 BLDG 148m2
- 24 RETAIL CENTRE - 294m2 (3 x 98m2 TENANCIES INDICATED)
- 25 FARMING & AGRI SUPPLIES - 500m2 + 72m2 MEZZ
- 26 OUTDOOR DISPLAY & STORAGE 191m2
- 27 CAR PARKS

- 28 LOGISTICS, STORAGE, YARD, BOAT, CAR, AUTOMOTIVE SALES & SERVICES, RURAL / HOME SUPPLIES BLDG 1,500m2 + 148m2 MEZZ
- 28A LOADING
- 29 MARINE / VEHICLE SALES & SERVICE BLDG 930m2
- 29A OUTDOOR DISPLAY 342m2

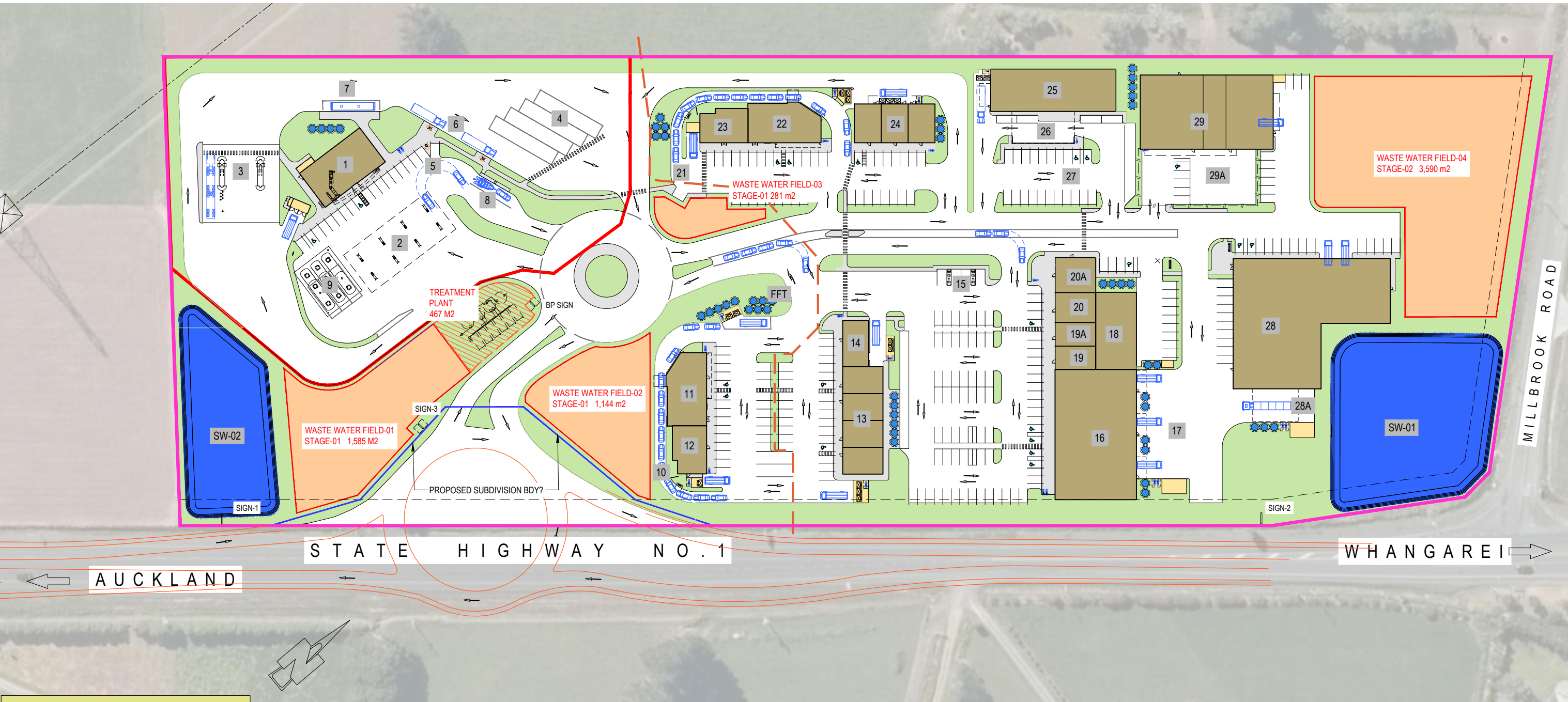
- OVERALL SITE AREA - 59,162 m2
- BP LEASE AREA - 11,055 m2
- STAGE 1 EXTENT
- SW STORM WATER PONDS - REFER TO CKL DOCS
- WW WASTE WATER FIELDS - REFER TO CKL DOCS
- WATER TANKS
- WATER TANKS - FIRE FIGHTING (FIRE ENGINEER TO CONFIRM REQUIREMENTS)

CAR PARK ASSESSMENT FOR FEASIBILITY:

BLDG: USE:	AREA:	CAR PARKS PROVIDED
01 BP	305m2	= 17 + 1 AIR + 2 EV + 3 CAMPER PARKS 4 TRUCK PARKS 2 TRUCK EV 1 COACH PARK
11 QSR-1	260m2	= 15 + 2 GRILL PARKS
12 FOOD-1	148m2	= 9
13 SHOP CENTRE - 1	408m2	= 20
14 CAFE-1	113m2	= 6
16 FOOD RETAIL	1,170m2	= 53 + 2 CAMPER PARKS
18 AUTOMOTIVE SERVICE & PARTS	296m2	= 13
19-20 SPECIALTY FOOD	439m2	= 22
NOT OTHERWISE ACCOUNTED		= 2 CAMPER PARKS + 4 EV PARKS

CAR PARK ASSESSMENT FOR FEASIBILITY:

BLDG: USE:	AREA:	CAR PARKS PROVIDED
22 QSR-2	260m2	= 15 + 2 GRILL PARKS
23 FOOD-3	148m2	= 9
24 SHOP CENTRE - 2	294m2	= 15
25 COMMERCIAL SERVICES OUTDOOR DISPLAY	500m2 191m2	= 25 + 1 TRAILER
28 LOGISTICS, STORAGE, YARD, BOAT, CAR, AUTOMOTIVE SALES & SERVICES, RURAL / HOME SUPPLIES	1,500 + 148 MEZZ	= 24
29 BOAT, AUTOMOTIVE SALES & SERVICES BLDG 930m2 + OUTDOOR DISPLAY 342m2		= 14
TOTAL		= 255 CAR PARKS 4 GRILL PARKS 7 CAMPER PARKS 1 TRAILER PARK 6 EV PARKS 1 AIR PARK 4 TRUCK PARKS 2 TRUCK EV PARKS 1 COACH PARK



COVERAGE TABLE:

SITE AREA	=	59,162 m2
PERMITTED BUILDING COVERAGE	=	20% NET SITE
59,162 m2 x .2	=	11,832 m2
PROPOSED BUILDING COVERAGE	=	7,392 m2
PROPOSED LANDSCAPE AREA	=	25,000 m2
INCL PONDS	=	41 % NET SITE AREA

TECHNITRADES ARCHITECTURE

12 Ben Lomond Crescent, Pakuranga, Auckland 2010
Phone (09) 5767166 | design@technitrades.co.nz

REV.	DESCRIPTION	BY	DATE	A1 Plot Scale:	1:2
D	REVISED RESOURCE CONSENT APPLICATION ISSUE	MK	12-09-23	A1 Plot Scale:	1:1

NOTES:

DO NOT SCALE. DIMENSIONS IN MILLIMETERS UNLESS NOTED OTHERWISE. IF IN DOUBT ON ANY ISSUE SEEK VERIFICATION PRIOR TO PROCEEDING. READ THESE DRAWINGS IN CONJUNCTION WITH ALL OTHER CONSULTANTS DRAWINGS AND SPECIFICATIONS.

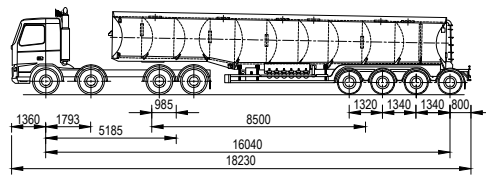
THIS DOCUMENT IS CONFIDENTIAL. COPYRIGHT IS VESTED IN TECHNITRADES LIMITED. WRITTEN CONSENT IS REQUIRED PRIOR TO REPRODUCTION OF ANY KIND.

Client Reference No.

Project Title:
VACO INVESTMENTS LIMITED
WAIPU GATEWAY SERVICE CENTRE
47 Millbrook Road, Waipu, Whangārei District

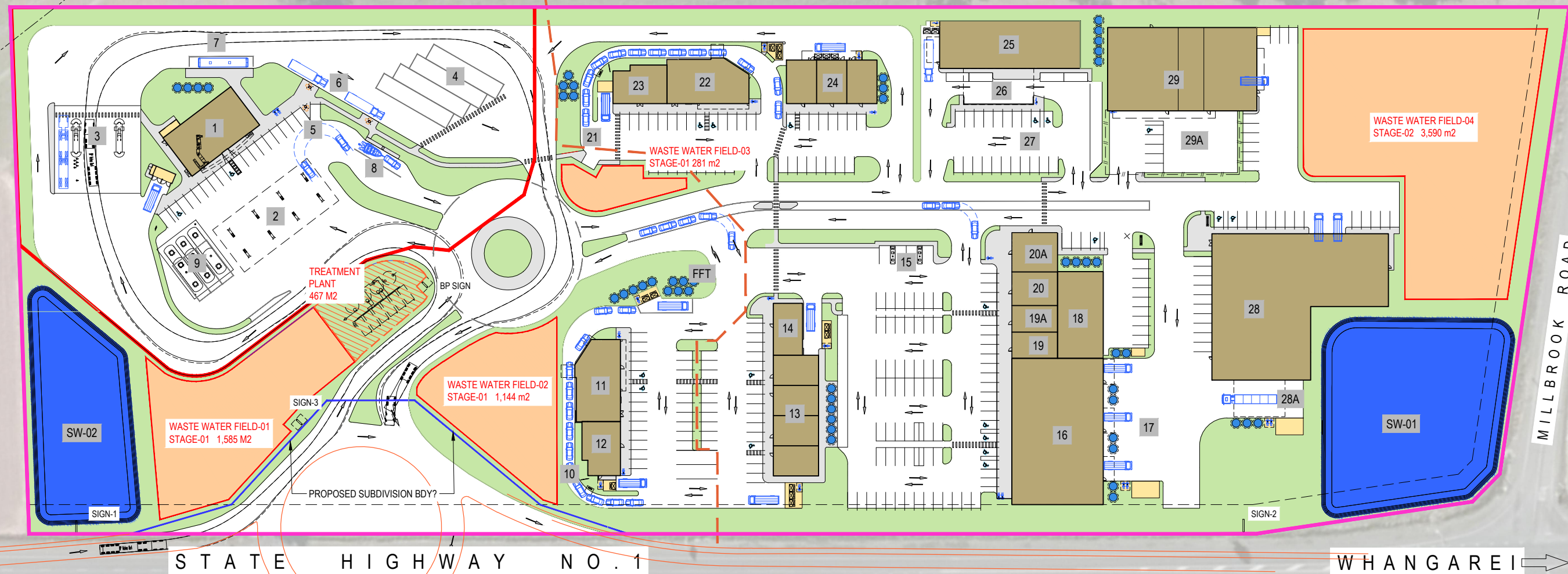
Drawing Title:
Proposed Site Plan - Option 1

Drawing No. **3096-H01** Rev: **D**



**BP VOLVO 8x4
FUEL TANKER**

TRACTOR WIDTH	2500mm	TRAILER WIDTH	2500mm
TRACTOR TRACK	2500mm	TRAILER TRACK	2500mm
LOCK TO LOCK TIME	6.0 SEC	ARTICULATING ANGLE	70.0°
STEERING ANGLE	25.5°		



**TECHNITRADES
ARCHITECTURE**

12 Ben Lomond Crescent, Pakuranga, Auckland 2010
Phone (09) 5767166 | design@technitrades.co.nz

				A1 Scale.	1:600
				A3 Scale.	1:1200
				Designed.	L.MEIKLEJOHN
				Drawn.	B.MILLWARD
D	REVISED RESOURCE CONSENT APPLICATION ISSUE	MK	12-09-23	A1 Plot Scale.	1:1
REV.	DESCRIPTION	BY	DATE	A3 Plot Scale.	1:2

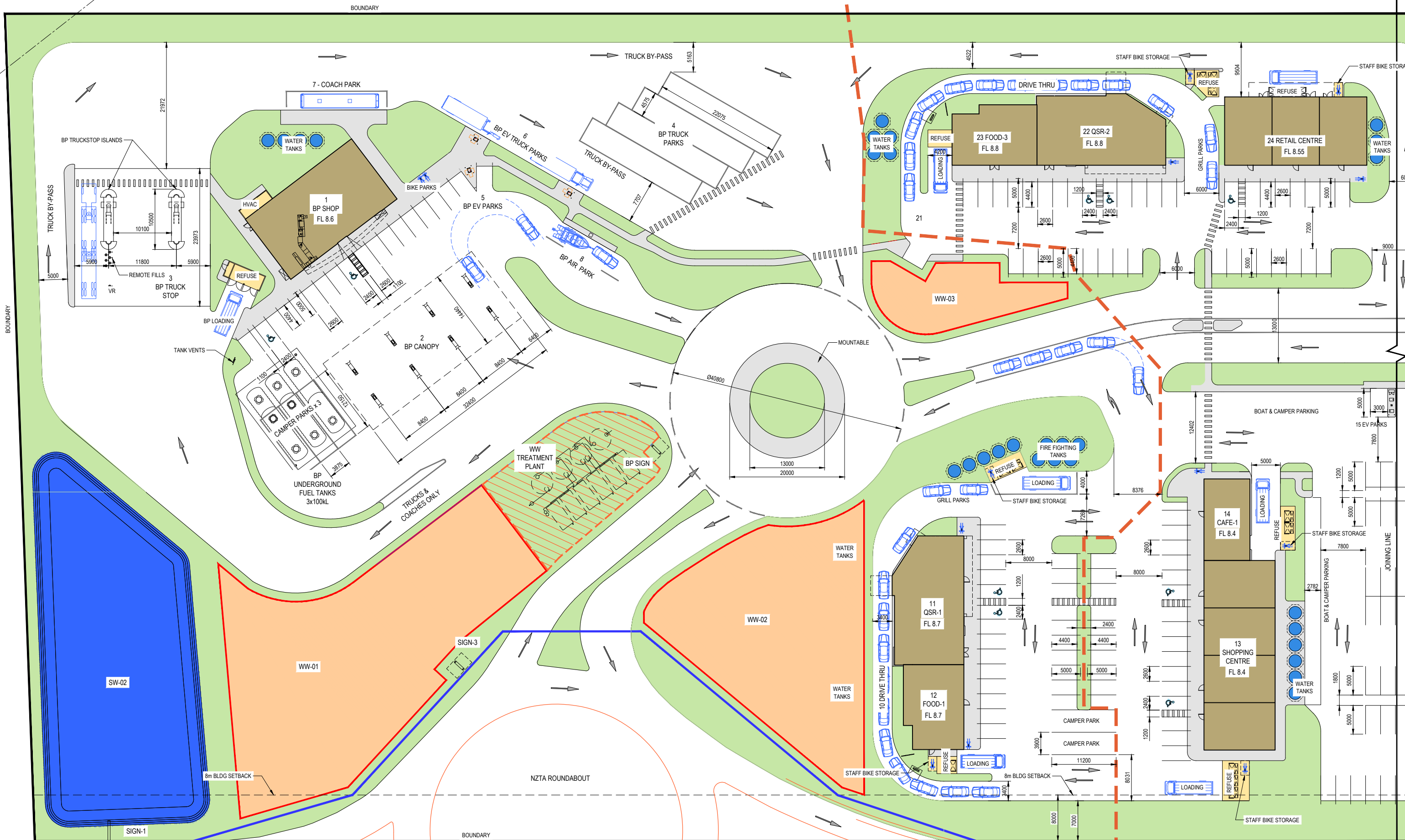
NOTES.
DO NOT SCALE.
DIMENSIONS IN MILLIMETERS UNLESS NOTED OTHERWISE.
IF IN DOUBT ON ANY ISSUE SEEK VERIFICATION PRIOR TO PROCEEDING.
READ THESE DRAWINGS IN CONJUNCTION WITH ALL OTHER CONSULTANTS DRAWINGS AND SPECIFICATIONS.

© THIS DOCUMENT IS CONFIDENTIAL. COPYRIGHT IS VESTED IN TECHNITRADES LIMITED. WRITTEN CONSENT IS REQUIRED PRIOR TO REPRODUCTION OF ANY KIND.
COPYRIGHT © - TECHNITRADES ARCHITECTURE LTD
Client Reference No.

Project Title:
VACO INVESTMENTS LIMITED
WAIPU GATEWAY SERVICE CENTRE
47 Millbrook Road, Waipu, Whangārei District

Drawing Title:
Proposed Site Plan - with Tanker Tracking

Drawing No. **3096-H01-TT** Rev: **D**

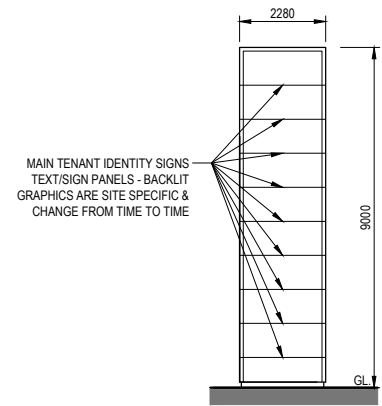
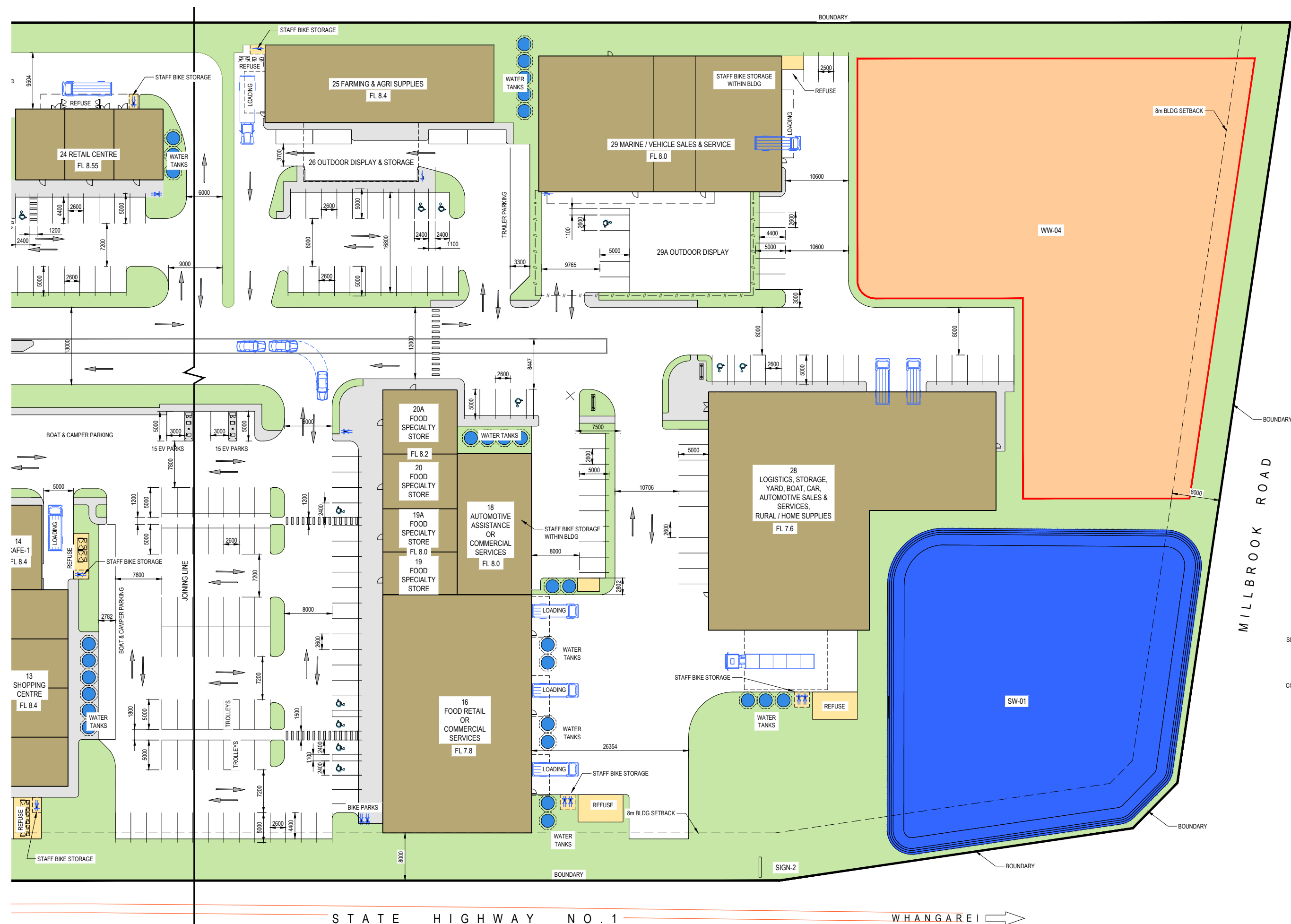


A1 Scale.	1:300
A3 Scale.	1:600
Designed.	L.MEIKLEJOHN
Drawn.	B.MILLWARD
D	REVISED RESOURCE CONSENT APPLICATION ISSUE
REV.	DESCRIPTION
MK	12-09-23
A1 Plot Scale.	1:1
A3 Plot Scale.	1:2

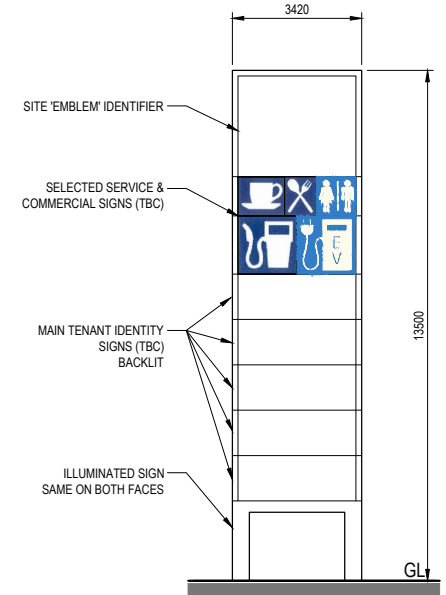
NOTES.
DO NOT SCALE.
DIMENSIONS IN MILLIMETERS UNLESS NOTED OTHERWISE.
IF IN DOUBT ON ANY ISSUE SEEK VERIFICATION PRIOR TO PROCEEDING.
READ THESE DRAWINGS IN CONJUNCTION WITH ALL OTHER CONSULTANTS DRAWINGS AND SPECIFICATIONS.

© THIS DOCUMENT IS CONFIDENTIAL. COPYRIGHT IS VESTED IN TECHNITRADES LIMITED. WRITTEN CONSENT IS REQUIRED PRIOR TO REPRODUCTION OF ANY KIND.
TECHNITRADES ARCHITECTURE LTD
Client Reference No.

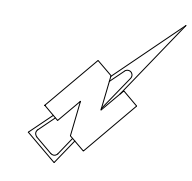
Project Title:
VACO INVESTMENTS LIMITED
WAIPU GATEWAY SERVICE CENTRE
47 Millbrook Road, Waipu, Whangārei District
Drawing Title:
Proposed Detail Site Plan - Southern
Drawing No. **3096-H02** Rev: **D**



SIGN-3
9.0m MID SIGN
SCALE 1:100 (A1) 1:200 (A3)



13.5m SITE IDENTIFIER SIGNS
(SIGNS 1 & 2 IDENTICAL)
SCALE 1:100 (A1) 1:200 (A3)



technitrades
ARCHITECTURE

12 Ben Lomond Crescent, Pakuranga, Auckland 2010
Phone (09) 5767166 | design@technitrades.co.nz

				A1 Scale.	1:300
				A3 Scale.	1:600
				Designed.	L.MEIKLEJOHN
				Drawn.	B.MILLWARD
D	REVISED RESOURCE CONSENT APPLICATION ISSUE	MK	12-09-23	A1 Plot Scale.	1:1
REV.	DESCRIPTION	BY	DATE	A3 Plot Scale.	1:2

NOTES.
DO NOT SCALE.
DIMENSIONS IN MILLIMETERS UNLESS NOTED OTHERWISE.
IF IN DOUBT ON ANY ISSUE SEEK VERIFICATION PRIOR TO PROCEEDING.
READ THESE DRAWINGS IN CONJUNCTION WITH ALL OTHER CONSULTANTS DRAWINGS AND SPECIFICATIONS.

© THIS DOCUMENT IS CONFIDENTIAL. COPYRIGHT IS VESTED IN TECHNITRADES LIMITED. WRITTEN CONSENT IS REQUIRED PRIOR TO REPRODUCTION OF ANY KIND.
COPYRIGHT © - TECHNITRADES ARCHITECTURE LTD
Client Reference No.

Project Title.
VACO INVESTMENTS LIMITED
WAIPU GATEWAY SERVICE CENTRE
47 Millbrook Road, Waipu, Whangārei District

Drawing Title.
Proposed Detail Site Plan - Northern Option-1

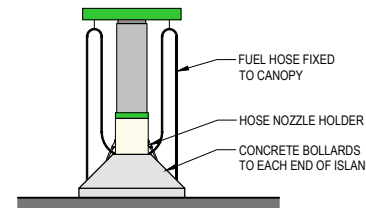
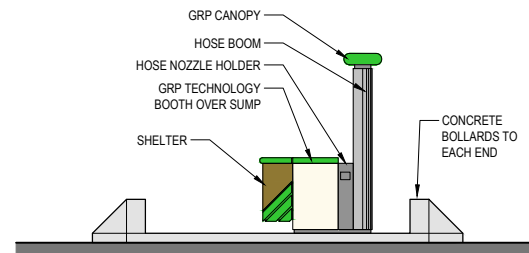
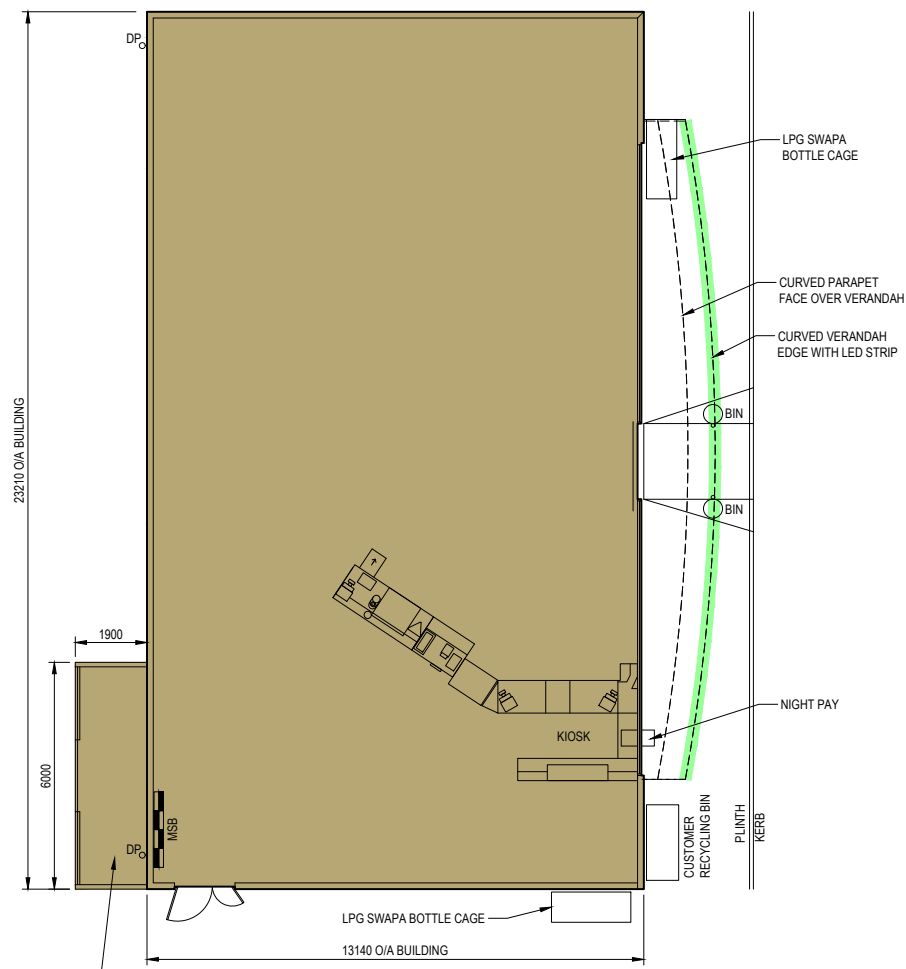
Drawing No. **3096-H03** Rev. **D**

©	A1 Scale:	1:100
	A3 Scale:	1:200
THIS DOCUMENT IS CONFIDENTIAL. COPYRIGHT IS VESTED IN TECHNITRADES ARCHITECTURE LTD. WRITTEN CONSENT IS REQUIRED PRIOR TO REPRODUCTION.	Designed:	L.MEIKLEJOHN
	Drawn:	B.MILLWARD
	A1 Plot Scale:	1:1
	A3 Plot Scale:	1:2

NOTES

DO NOT SCALE.
 DIMENSIONS IN MILLIMETERS UNLESS NOTED OTHERWISE.
 IF IN DOUBT ON ANY ISSUE SEEK VERIFICATION PRIOR TO PROCEEDING.
 READ THESE DRAWINGS IN CONJUNCTION WITH ALL OTHER CONSULTANTS DRAWINGS AND SPECIFICATIONS.

D	REVISED RESOURCE CONSENT APPLICATION ISSUE	MK	12-09-23
REV.	DESCRIPTION	BY	DATE

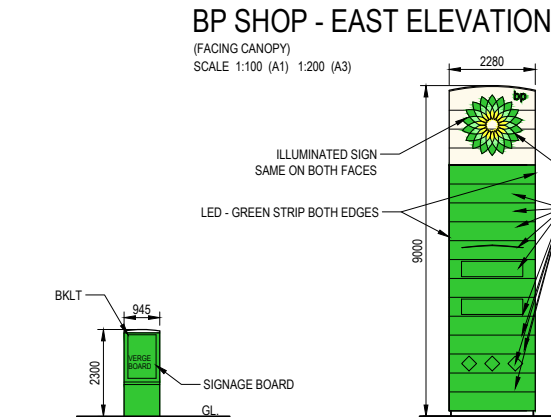
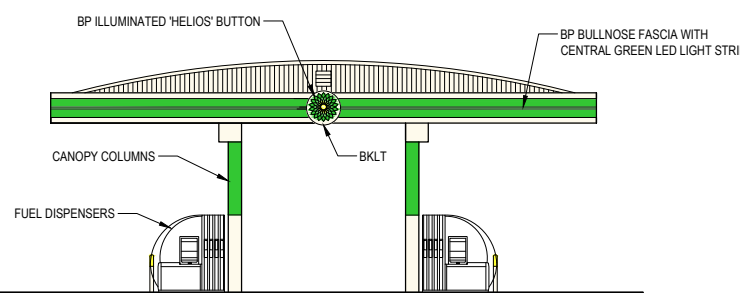
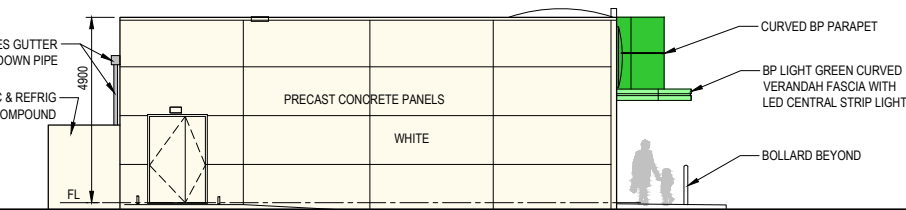
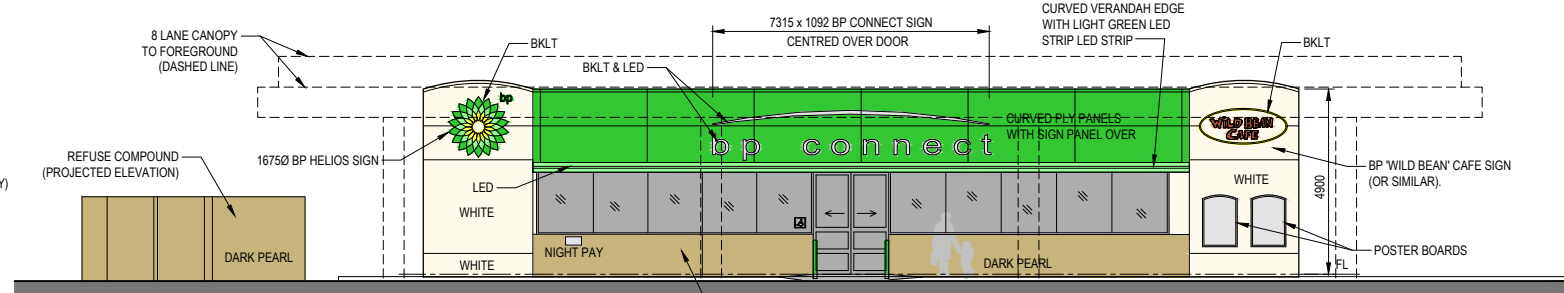
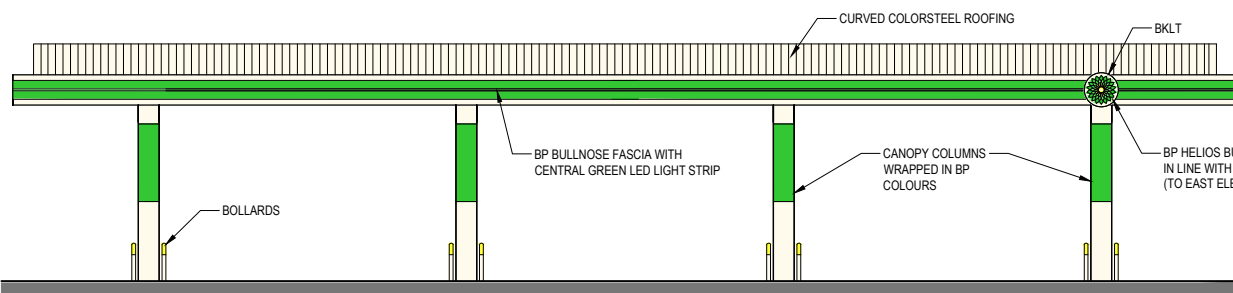
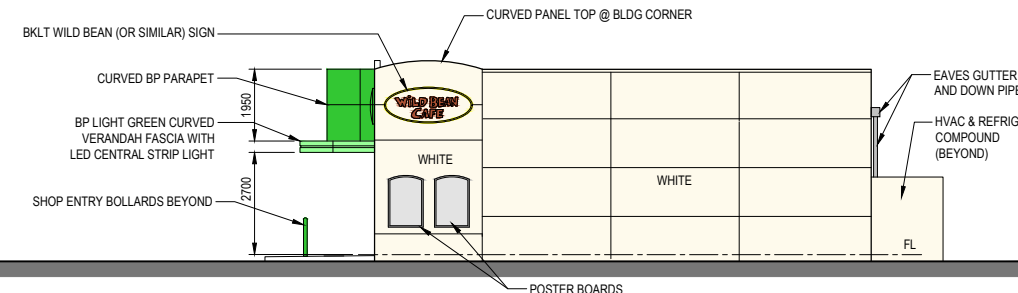
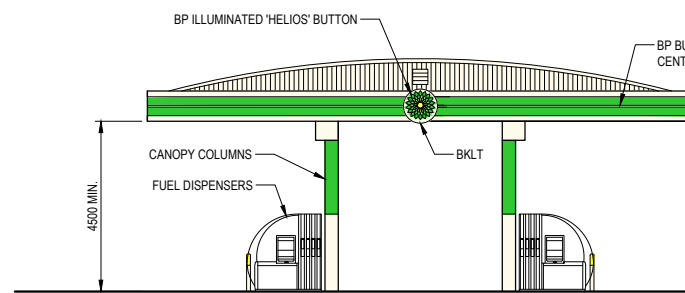
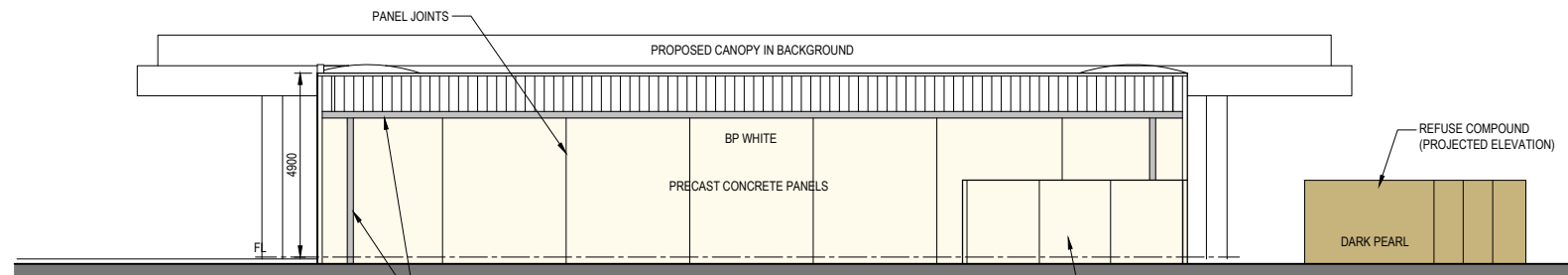


BP PALETTE:
 REFER TO COLOUR SWATCHES PROVIDED

- BP WHITE
- BP DARK PEARL
- BP GREEN
- BP LIGHT GREEN
- BP YELLOW
- GLAZING

LIGHTING LEGEND:

- BKLT = BACK LIT SIGN
- FLDLT = SECURITY FLOOD LIGHT
- LED = LED STRIP
- WSHLT = WASH LIGHT OVER SIGN FROM ABOVE



Client: **VACO INVESTMENTS LIMITED**

Project: **WAIPU GATEWAY SERVICE CENTRE**
 47 Millbrook Road, Waipu, Whangarei District

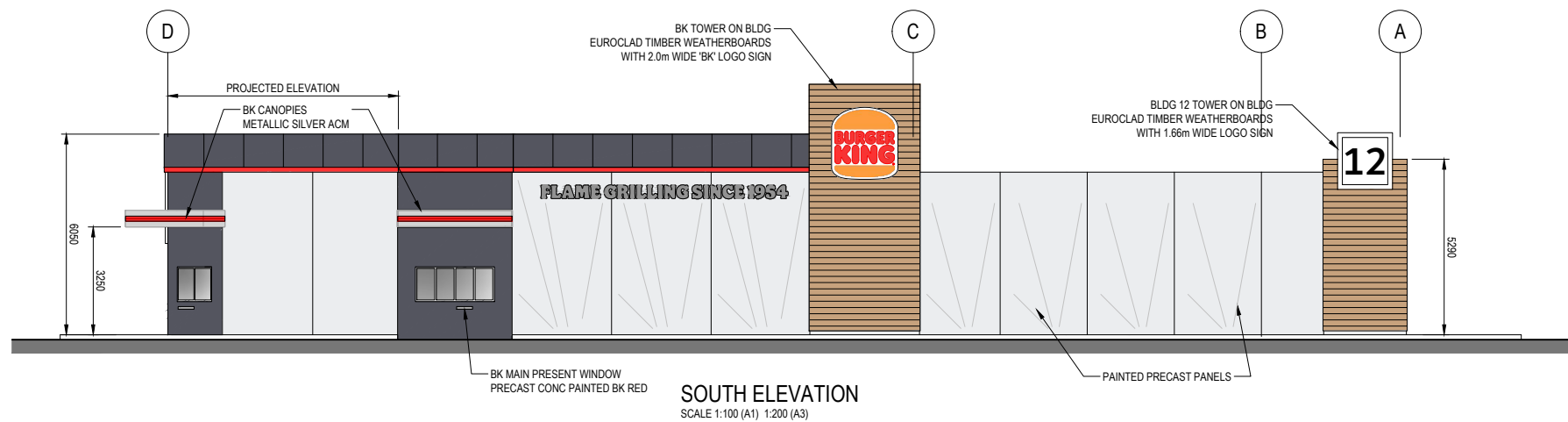
Drawing: **Bldg-01 BP Shop Plan & Elevations**

Drawing No: **3096-H04** Revision: **D**

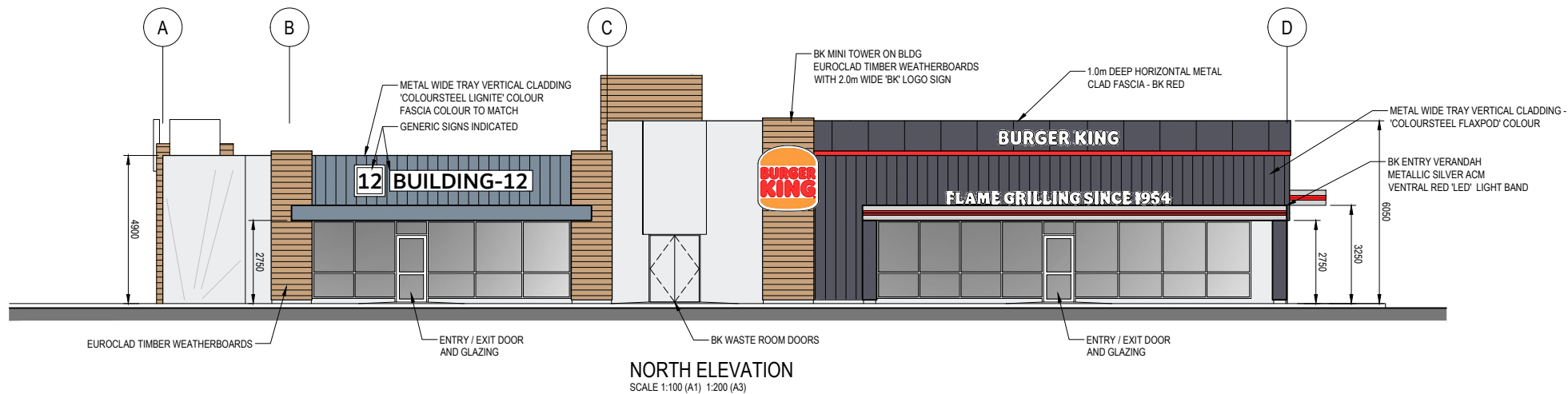
©	A1 Scale:	1:100
	A3 Scale:	1:200
THIS DOCUMENT IS CONFIDENTIAL. COPYRIGHT IS VESTED IN TECHNITRADES ARCHITECTURE LTD. WRITTEN CONSENT IS REQUIRED PRIOR TO REPRODUCTION.	Designed:	L.MEIKLEJOHN
	Drawn:	B.MILLWARD
	A1 Plot Scale:	1:1
	A3 Plot Scale:	1:2

NOTES
 DO NOT SCALE.
 DIMENSIONS IN MILLIMETERS UNLESS NOTED OTHERWISE.
 IF IN DOUBT ON ANY ISSUE SEEK VERIFICATION PRIOR TO PROCEEDING.
 READ THESE DRAWINGS IN CONJUNCTION WITH ALL OTHER CONSULTANTS DRAWINGS AND SPECIFICATIONS.

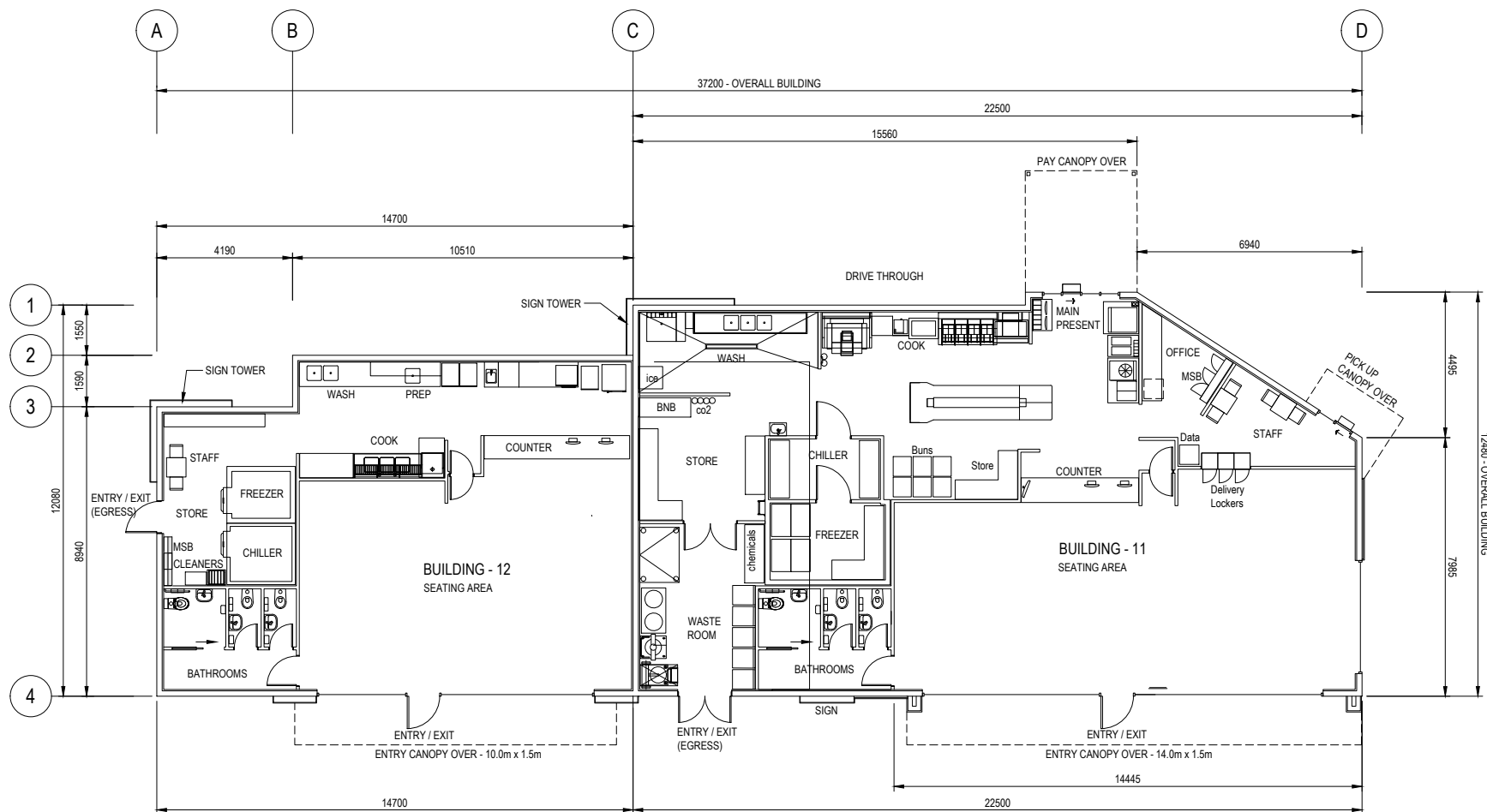
D	REVISED RESOURCE CONSENT APPLICATION ISSUE	MK	12-09-23
REV.	DESCRIPTION	BY	DATE



SOUTH ELEVATION
 SCALE 1:100 (A1) 1:200 (A3)



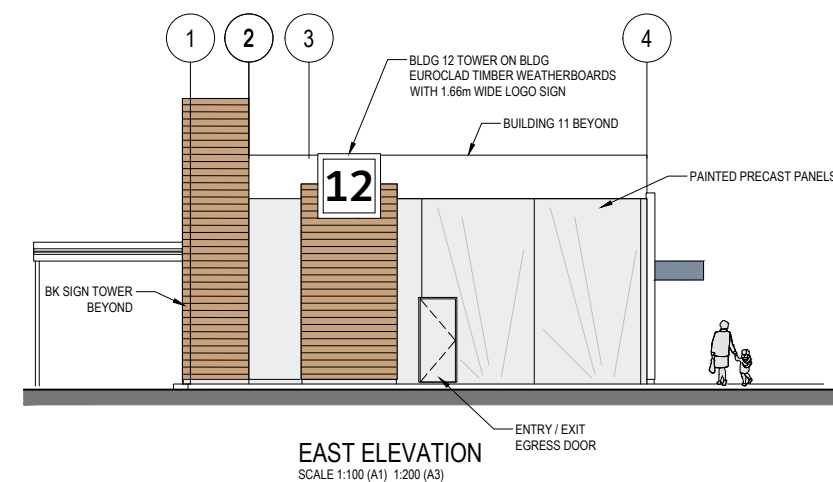
NORTH ELEVATION
 SCALE 1:100 (A1) 1:200 (A3)



FLOOR PLAN
 SCALE 1:100 (A1) 1:200 (A3)



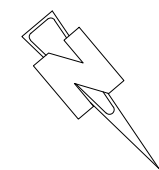
WEST ELEVATION
 SCALE 1:100 (A1) 1:200 (A3)



EAST ELEVATION
 SCALE 1:100 (A1) 1:200 (A3)

QSR (BK) ELEVATION TREATMENT:





THE ELEVATIONAL TREATMENT OF THE QSR AS A BURGER KING IS PROVIDED AS AN INDICATION AS TO POTENTIAL (NORMAL) QSR TREATMENT - ANOTHER 'SIMILAR' QSR MAY BE THE FINAL TENANT/OWNER.



Client:	VACO INVESTMENTS LIMITED		
Project:	WAIPU GATEWAY SERVICE CENTRE 47 Millbrook Road, Waipu, Whangerei District		
Drawing:	Building 11 & 12 Floor Plans & Elevations		
Drawing No.	3096-H05	Revision:	D

CONSTRUCTION LEGEND:

CLADDING:

-  WALL 1 - HORIZONTAL METAL PROFILE CLADDING
-  WALL 2 - PRECAST CONCRETE PANEL OR SIMILAR CLADDING
-  WALL 3 - VERTICAL METAL PROFILE CLADDING
-  WINDOWS / GLAZING

©	A1 Scale:	1:100
	A3 Scale:	1:200
	Designed:	L.MEIKLEJOHN
	Drawn:	B.MILLWARD
	A1 Plot Scale:	1:1
	A3 Plot Scale:	1:2

NOTES

DO NOT SCALE.

DIMENSIONS IN MILLIMETERS UNLESS NOTED OTHERWISE.

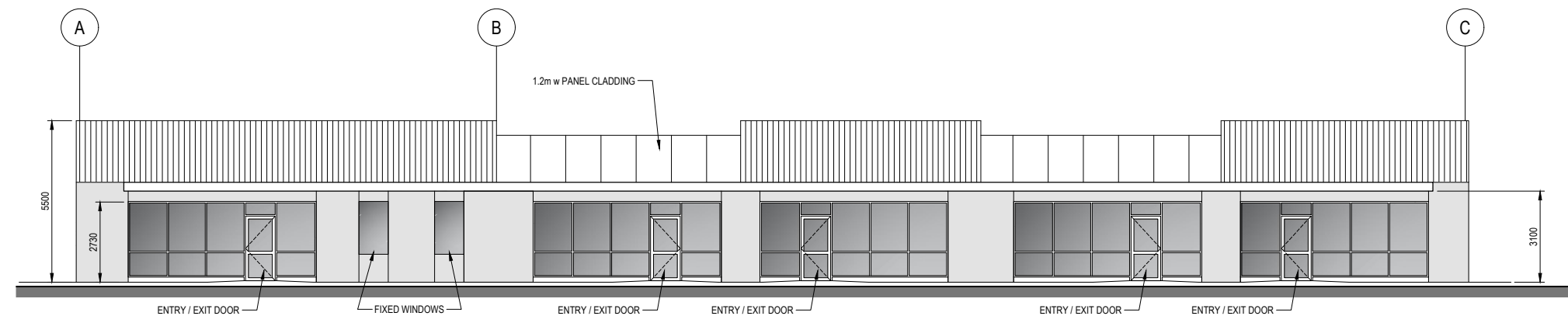
IF IN DOUBT ON ANY ISSUE SEEK VERIFICATION PRIOR TO PROCEEDING.

READ THESE DRAWINGS IN CONJUNCTION WITH ALL OTHER CONSULTANTS DRAWINGS AND SPECIFICATIONS.

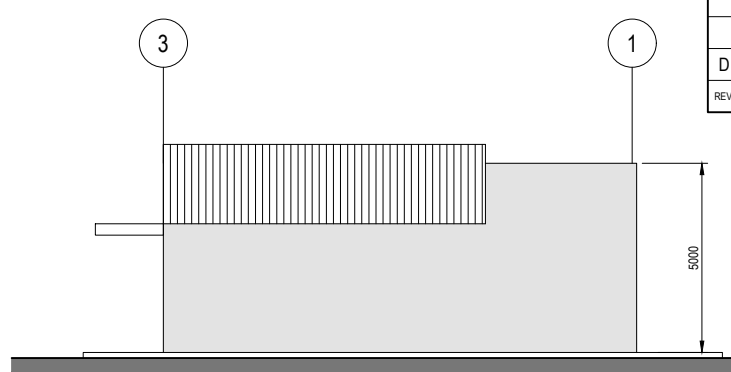
D	REVISED RESOURCE CONSENT APPLICATION ISSUE	MK	12-09-23
REV.	DESCRIPTION	BY	DATE



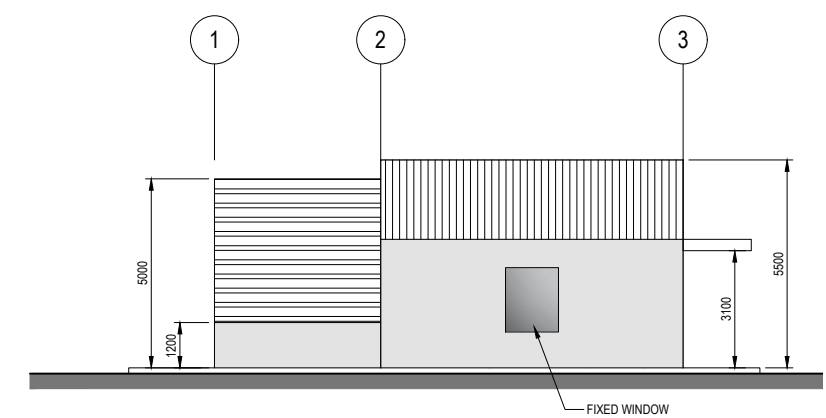
NORTH ELEVATION
SCALE 1:100 (A1) 1:200 (A3)



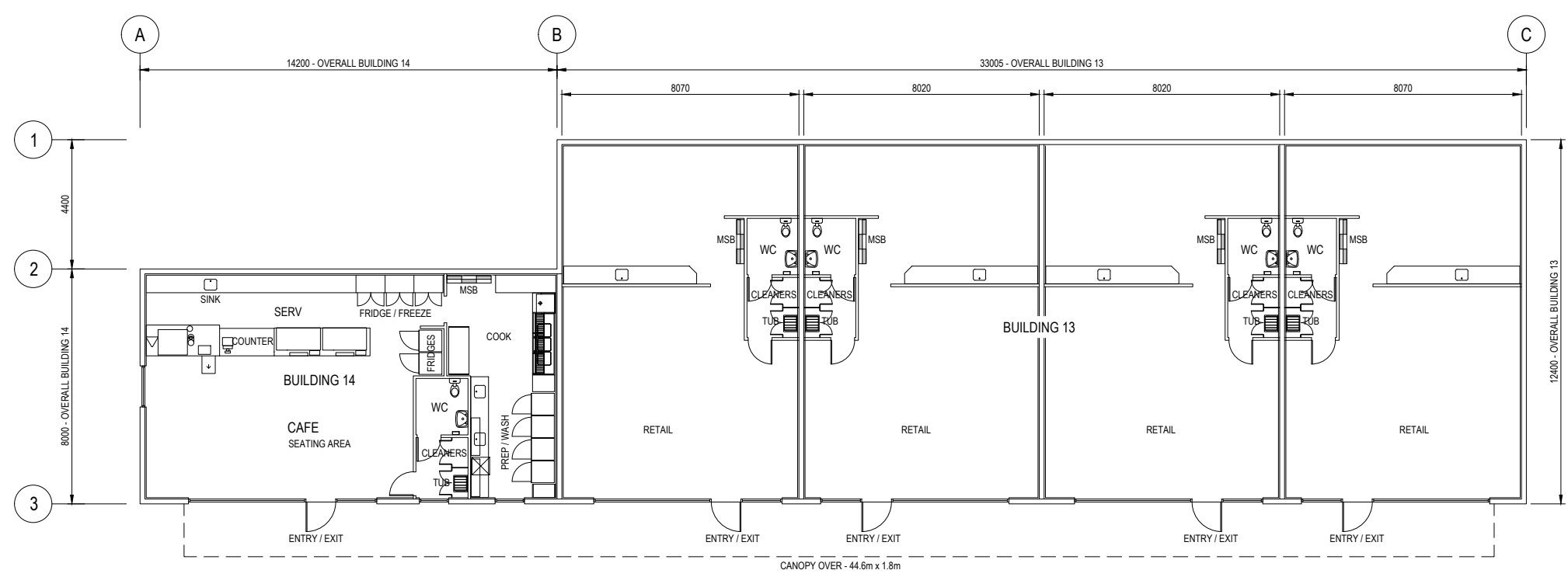
SOUTH ELEVATION
SCALE 1:100 (A1) 1:200 (A3)



EAST ELEVATION
SCALE 1:100 (A1) 1:200 (A3)

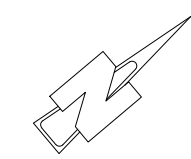


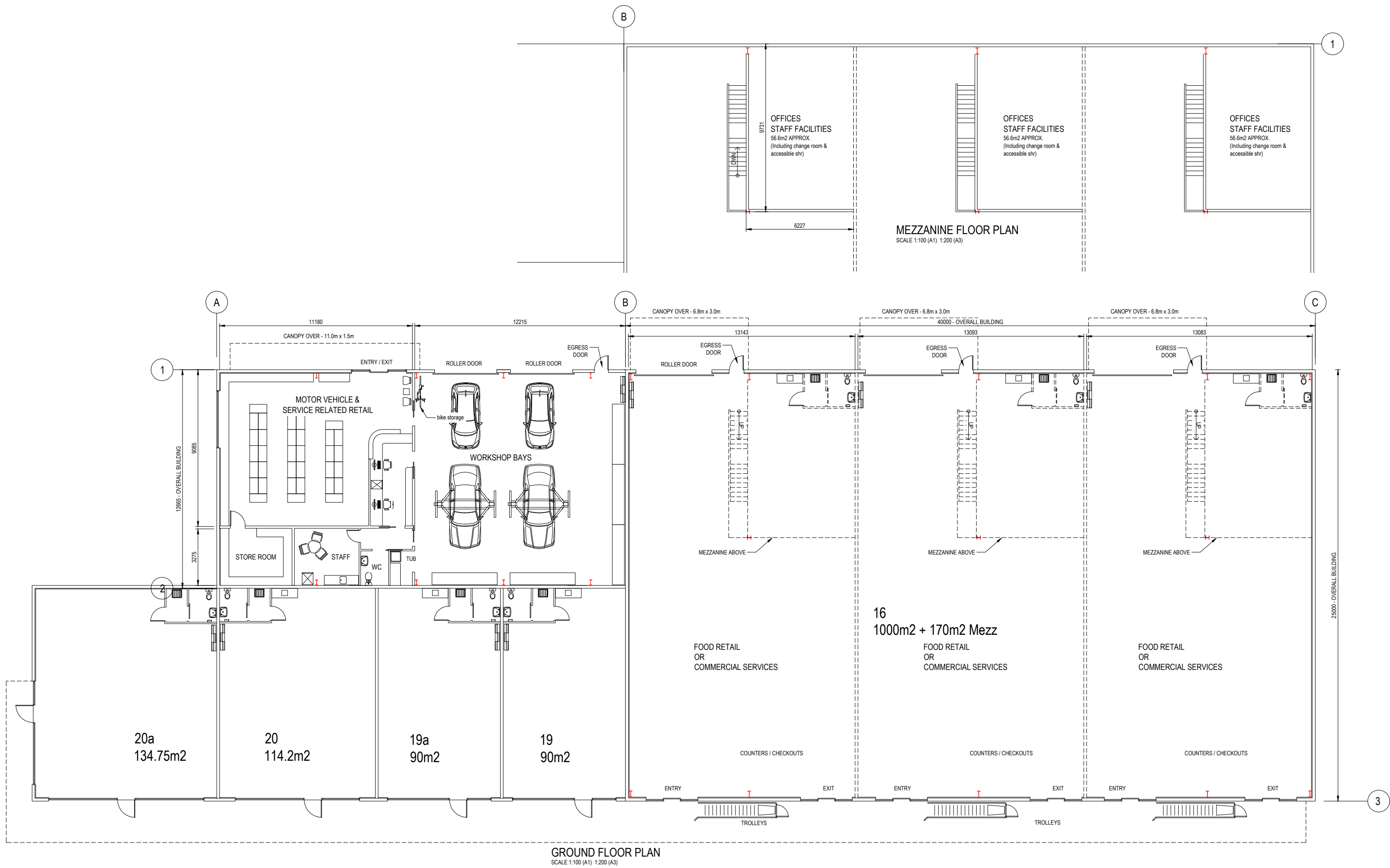
WEST ELEVATION
SCALE 1:100 (A1) 1:200 (A3)



GROUND FLOOR PLAN
SCALE 1:100 (A1) 1:200 (A3)

Client:	VACO INVESTMENTS LIMITED		
Project:	WAIPU GATEWAY SERVICE CENTRE 47 Millbrook Road, Waipu, Whangerei District		
Drawing:	Building 13 & 14 Floor Plans & Elevations		
Drawing No.	3096-H06	Revision:	D





GROUND FLOOR PLAN
SCALE 1:100 (A1) 1:200 (A3)

MEZZANINE FLOOR PLAN
SCALE 1:100 (A1) 1:200 (A3)

TECHNITRADES
ARCHITECTURE

12 Ben Lomond Crescent, Pakuranga, Auckland 2010
Phone (09) 5767166 | design@technitrades.co.nz

				A1 Scale.	1:100
				A3 Scale.	1:200
				Designed.	L.MEIKLEJOHN
				Drawn.	B.MILLWARD
D	REVISED RESOURCE CONSENT APPLICATION ISSUE	MK	12-09-23	A1 Plot Scale.	1:1
REV.	DESCRIPTION	BY	DATE	A3 Plot Scale.	1:2

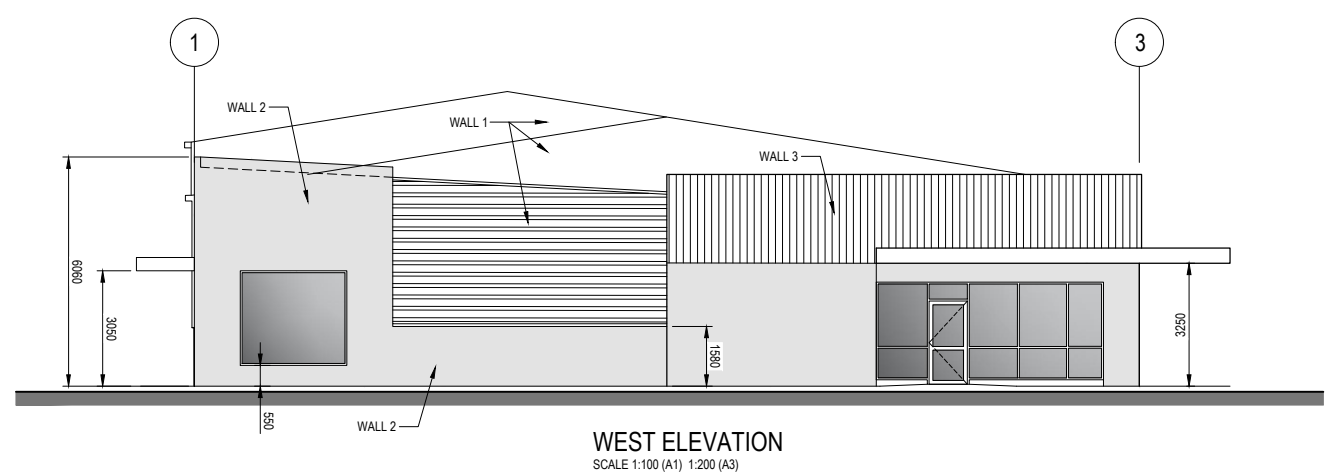
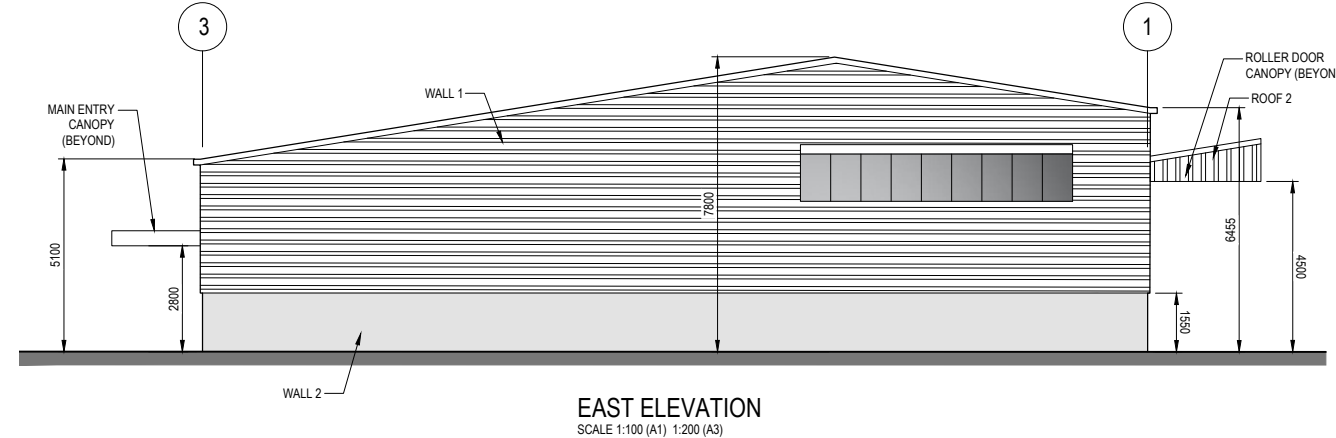
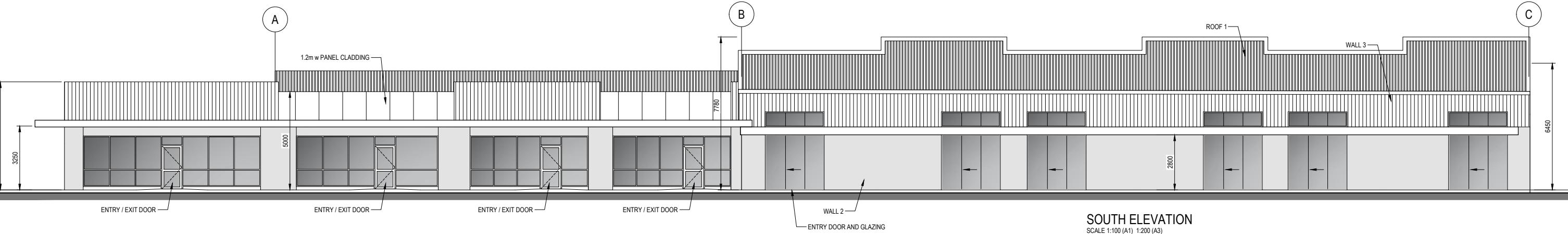
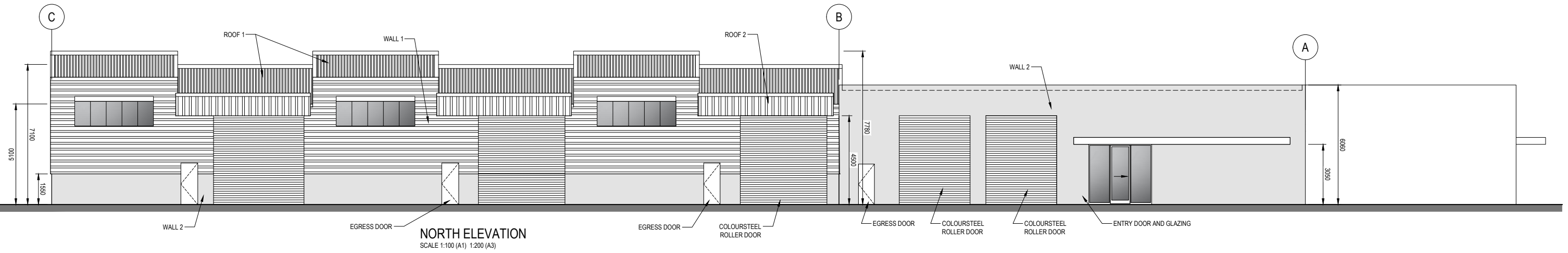
NOTES.
DO NOT SCALE.
DIMENSIONS IN MILLIMETERS UNLESS NOTED OTHERWISE.
IF IN DOUBT ON ANY ISSUE SEEK VERIFICATION PRIOR TO PROCEEDING.
READ THESE DRAWINGS IN CONJUNCTION WITH ALL OTHER CONSULTANTS DRAWINGS AND SPECIFICATIONS.

© THIS DOCUMENT IS CONFIDENTIAL. COPYRIGHT IS VESTED IN TECHNITRADES LIMITED. WRITTEN CONSENT IS REQUIRED PRIOR TO REPRODUCTION OF ANY KIND.
COPYRIGHT © - TECHNITRADES ARCHITECTURE LTD
Client Reference No.








Project Title:
VACO INVESTMENTS LIMITED
WAIPU GATEWAY SERVICE CENTRE
47 Millbrook Road, Waipu, Whangārei District

Drawing Title:
Building 16, 18, 19 & 20 Plans

Drawing No. **3096-H07** Rev: **D**



CONSTRUCTION LEGEND:

- CLADDING:**
-  ROOF 1 - LONG RUN METAL PROFILE ROOFING
 -  ROOF 2 - LONG RUN METAL PROFILE ROOFING - CANOPY
 -  WALL 1 - HORIZONTAL METAL PROFILE CLADDING
 -  WALL 2 - PRECAST CONCRETE PANEL OR SIMILAR CLADDING
 -  WALL 3 - VERTICAL METAL PROFILE CLADDING
 -  COLOURSTEEL ROLLER DOOR
 -  WINDOWS / GLAZING



TECHNITRADES
ARCHITECTURE

12 Ben Lomond Crescent, Pakuranga, Auckland 2010
Phone (09) 5767166 | design@technitrades.co.nz

				A1 Scale.	1:100
				A3 Scale.	1:200
				Designed.	L.MEIKLEJOHN
				Drawn.	B.MILLWARD
D	REVISED RESOURCE CONSENT APPLICATION ISSUE	MK	12-09-23	A1 Plot Scale.	1:1
REV.	DESCRIPTION	BY	DATE	A3 Plot Scale.	1:2

NOTES:

DO NOT SCALE.
DIMENSIONS IN MILLIMETERS UNLESS NOTED OTHERWISE.
IF IN DOUBT ON ANY ISSUE SEEK VERIFICATION PRIOR TO PROCEEDING.
READ THESE DRAWINGS IN CONJUNCTION WITH ALL OTHER CONSULTANTS DRAWINGS AND SPECIFICATIONS.

© THIS DOCUMENT IS CONFIDENTIAL. COPYRIGHT IS VESTED IN TECHNITRADES LIMITED. WRITTEN CONSENT IS REQUIRED PRIOR TO REPRODUCTION OF ANY KIND.
COPYRIGHT © - TECHNITRADES ARCHITECTURE LTD
Client Reference No.

Project Title:
VACO INVESTMENTS LIMITED
WAIPU GATEWAY SERVICE CENTRE
47 Millbrook Road, Waipu, Whangārei District

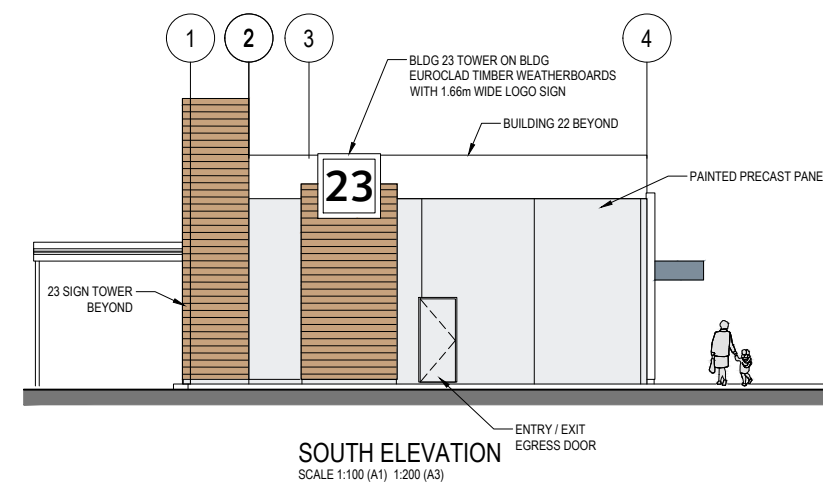
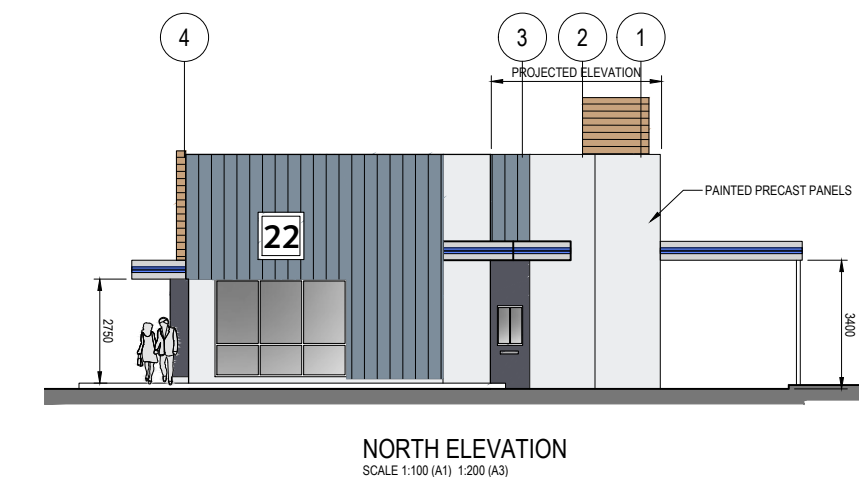
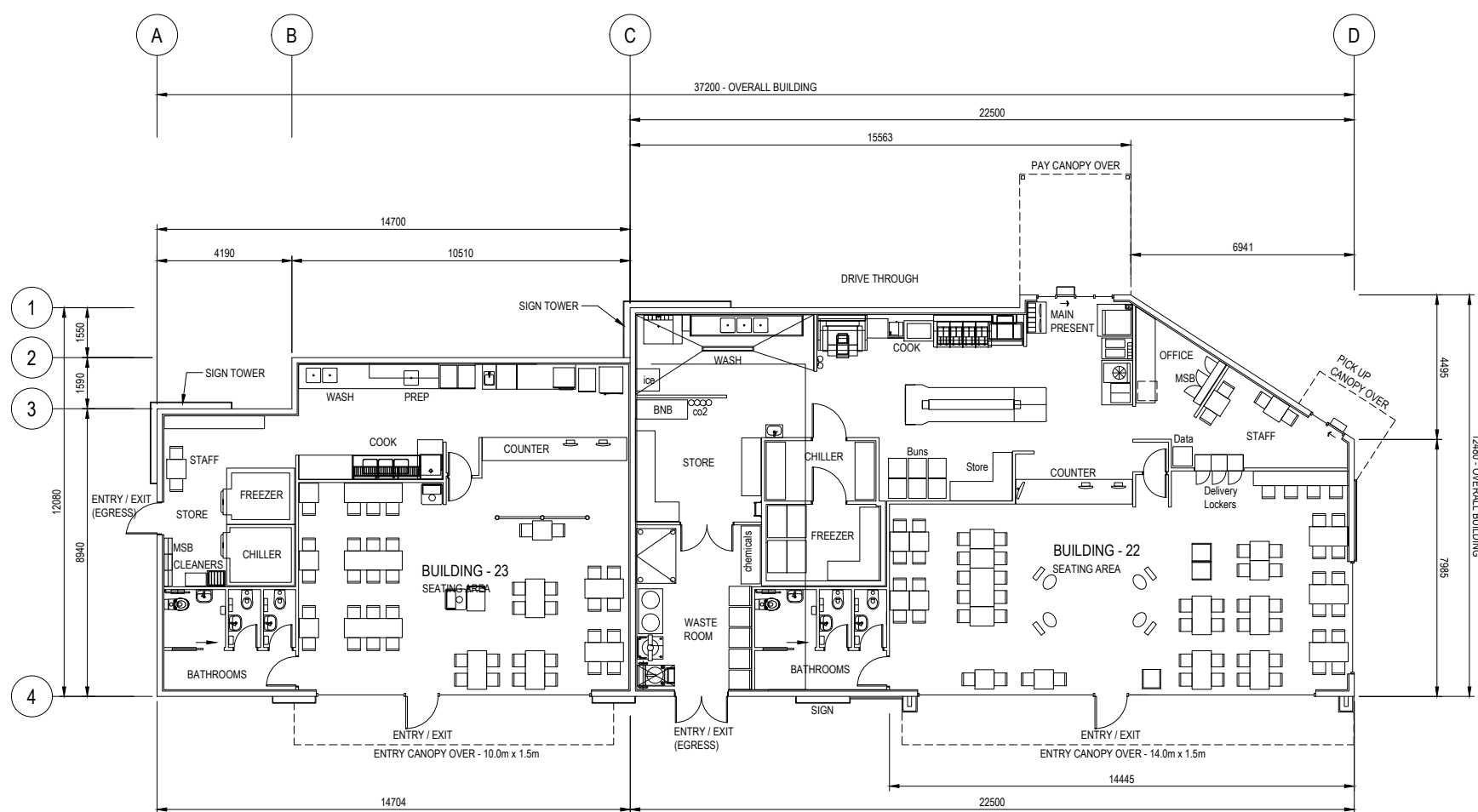
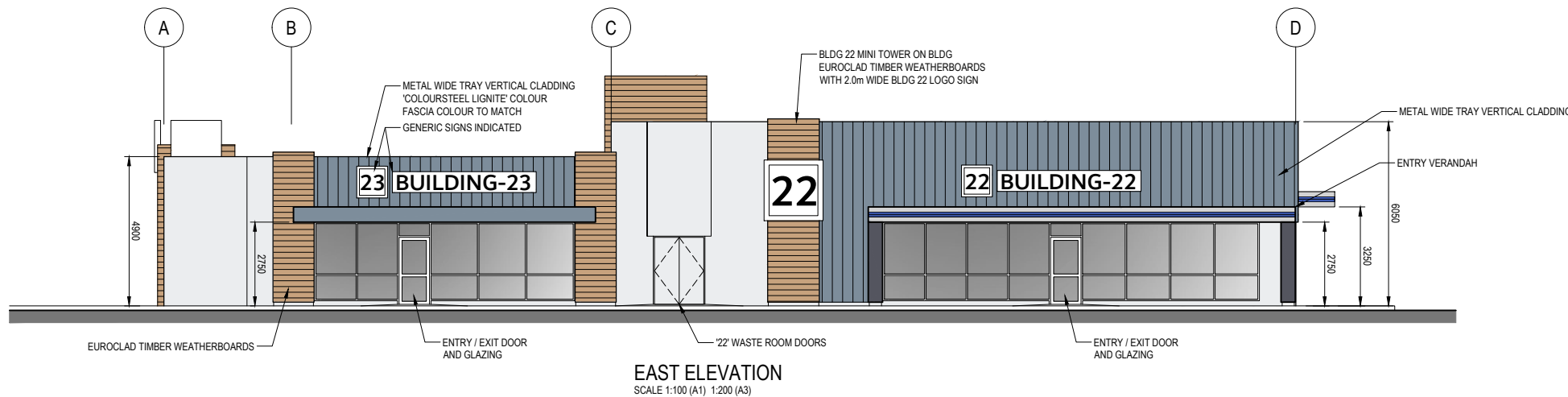
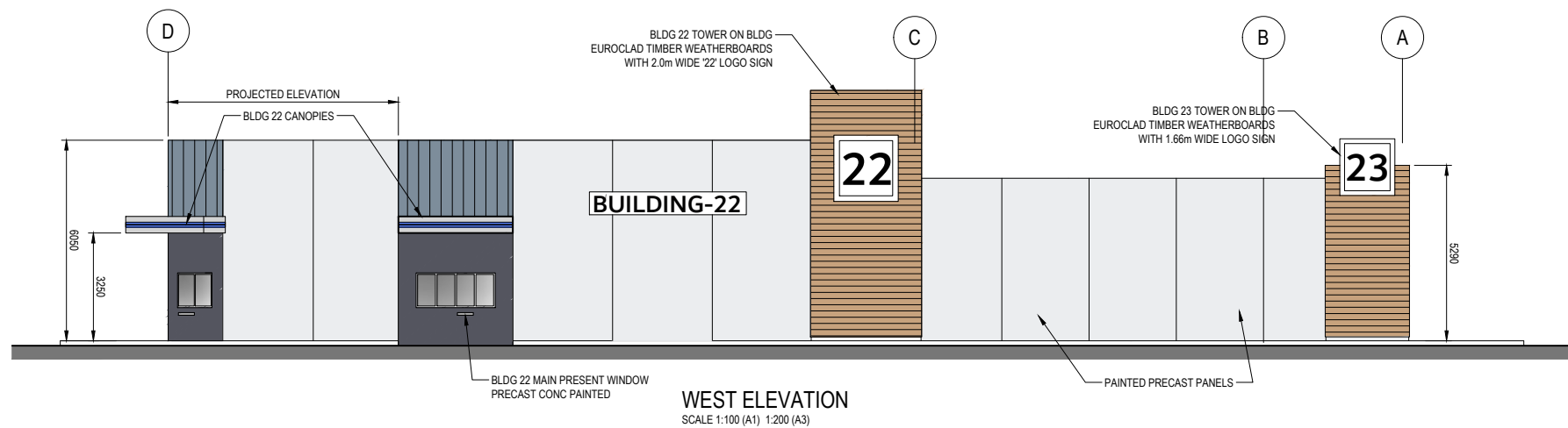
Drawing Title:
Building 16, 18, 19 & 20 Elevations

Drawing No. **3096-H08** Rev: **D**

© THIS DOCUMENT IS CONFIDENTIAL. COPYRIGHT IS VESTED IN TECHNITRADES ARCHITECTURE LTD. WRITTEN CONSENT IS REQUIRED PRIOR TO REPRODUCTION.	A1 Scale:	1:100
	A3 Scale:	1:200
	Designed:	L.MEIKLEJOHN
	Drawn:	B.MILLWARD
	A1 Plot Scale:	1:1
A3 Plot Scale:	1:2	

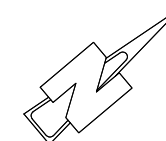
NOTES
 DO NOT SCALE.
 DIMENSIONS IN MILLIMETERS UNLESS NOTED OTHERWISE.
 IF IN DOUBT ON ANY ISSUE SEEK VERIFICATION PRIOR TO PROCEEDING.
 READ THESE DRAWINGS IN CONJUNCTION WITH ALL OTHER CONSULTANTS DRAWINGS AND SPECIFICATIONS.

D	REVISED RESOURCE CONSENT APPLICATION ISSUE	MK	12-09-23
REV.	DESCRIPTION	BY	DATE



QSR (BLDG 22) ELEVATION TREATMENT:

THE ELEVATIONAL TREATMENT OF THE QSR (BLDG 22) IS PROVIDED AS AN INDICATION AS TO POTENTIAL (NORMAL) QSR TREATMENT - ANOTHER 'SIMILAR' QSR MAY BE THE FINAL TENANT/OWNER.

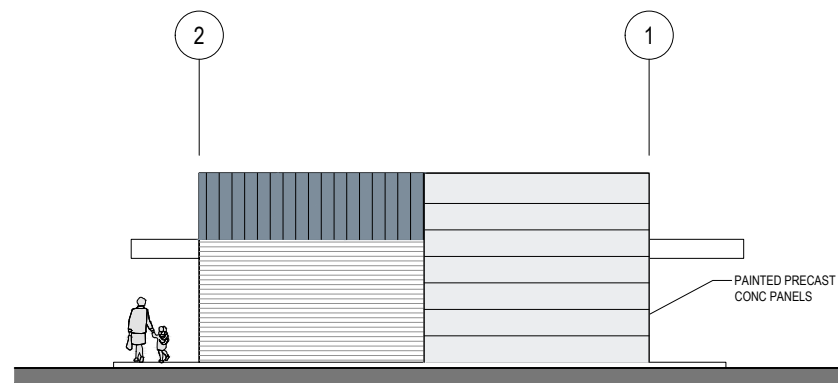


Client:	VACO INVESTMENTS LIMITED	
Project:	WAIPU GATEWAY SERVICE CENTRE 47 Millbrook Road, Waipu, Whangerei District	
Drawing:	Building 22 & 23 Floor Plans & Elevations	
Drawing No.	3096-H09	Revision: D

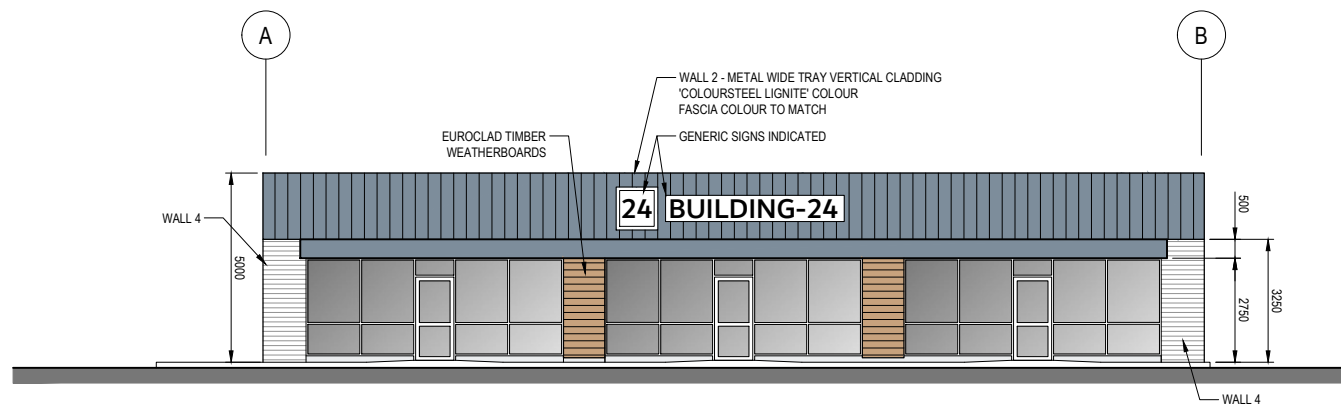
©	A1 Scale:	1:100
	A3 Scale:	1:200
THIS DOCUMENT IS CONFIDENTIAL. COPYRIGHT IS VESTED IN TECHNITRADES ARCHITECTURE LTD. WRITTEN CONSENT IS REQUIRED PRIOR TO REPRODUCTION.	Designed:	L.MEIKLEJOHN
	Drawn:	B.MILLWARD
	A1 Plot Scale:	1:1
	A3 Plot Scale:	1:2

NOTES
 DO NOT SCALE.
 DIMENSIONS IN MILLIMETERS UNLESS NOTED OTHERWISE.
 IF IN DOUBT ON ANY ISSUE SEEK VERIFICATION PRIOR TO PROCEEDING.
 READ THESE DRAWINGS IN CONJUNCTION WITH ALL OTHER CONSULTANTS DRAWINGS AND SPECIFICATIONS.

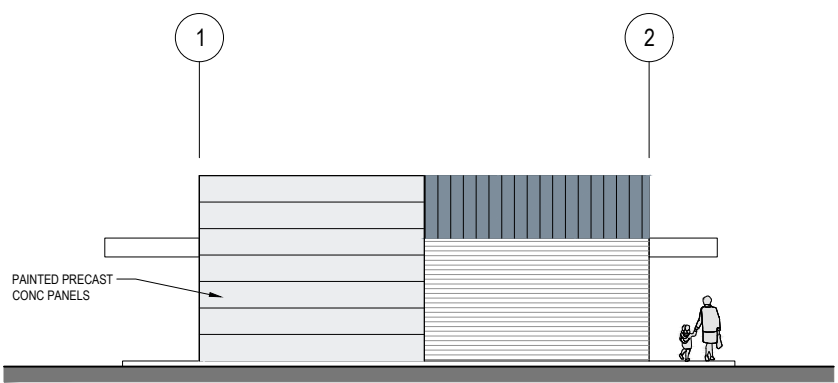
D	REVISED RESOURCE CONSENT APPLICATION ISSUE	MK	12-09-23
REV.	DESCRIPTION	BY	DATE



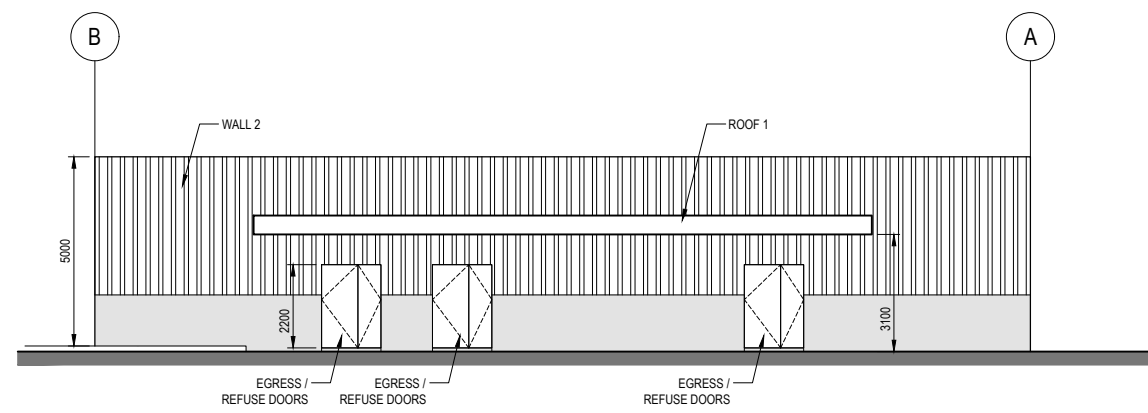
NORTH ELEVATION
 SCALE 1:100 (A1) 1:200 (A3)



EAST ELEVATION
 SCALE 1:100 (A1) 1:200 (A3)



SOUTH ELEVATION
 SCALE 1:100 (A1) 1:200 (A3)

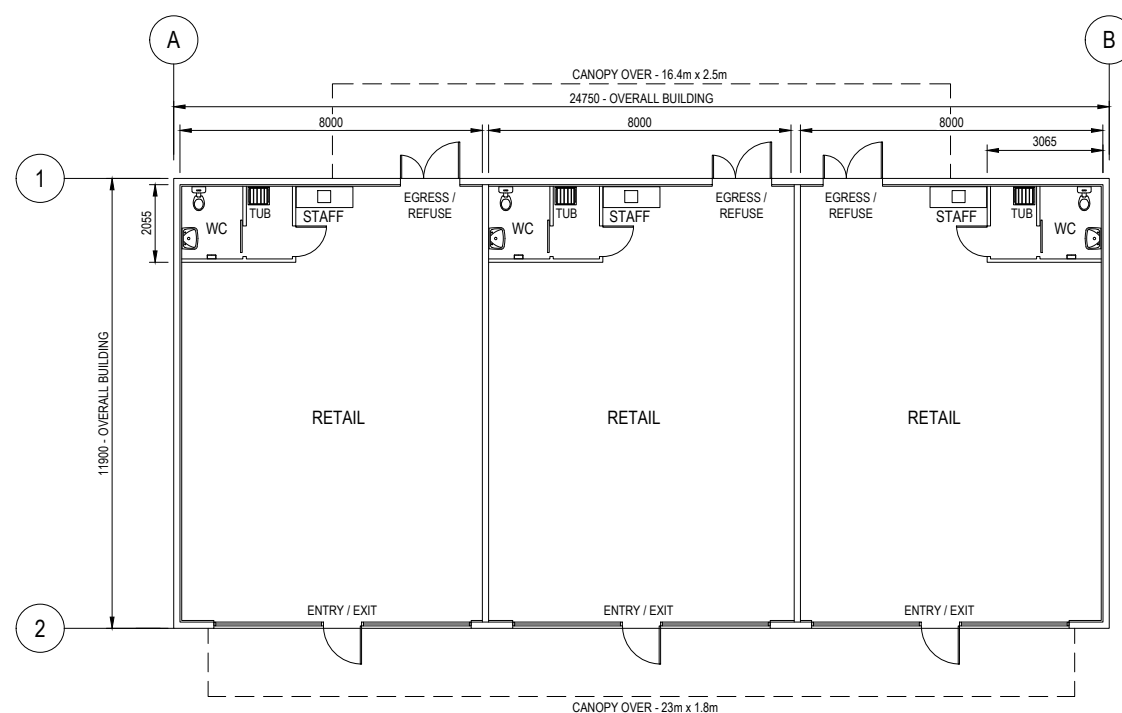


WEST ELEVATION
 SCALE 1:100 (A1) 1:200 (A3)

CONSTRUCTION LEGEND:

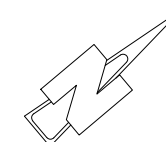
CLADDING:

- ROOF 1 - FLAT FASCIA ACM - CANOPY
- WALL 1 - METAL WIDE TRAY VERTICAL
- WALL 2 - PRECAST CONCRETE PANEL OR SIMILAR CLADDING
- WALL 3 - VERTICAL METAL PROFILE CLADDING
- WALL 4 - HORIZONTAL CLADDING
- WINDOWS / GLAZING
- EUROCLAD TIMBER WEATHERBOARDS










FLOOR PLAN
 SCALE 1:100 (A1) 1:200 (A3)

Client:	VACO INVESTMENTS LIMITED	
Project:	WAIPU GATEWAY SERVICE CENTRE 47 Millbrook Road, Waipu, Whangerei District	
Drawing:	Building 24 Floor Plan & Elevations	
Drawing No.	3096-H10	Revision: D



CONSTRUCTION LEGEND:

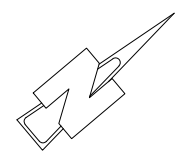
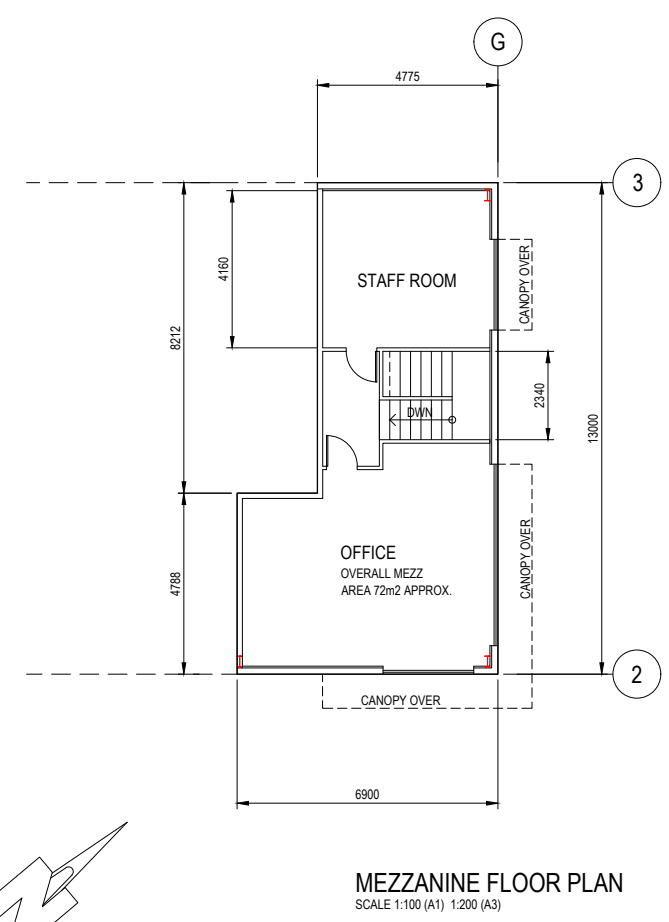
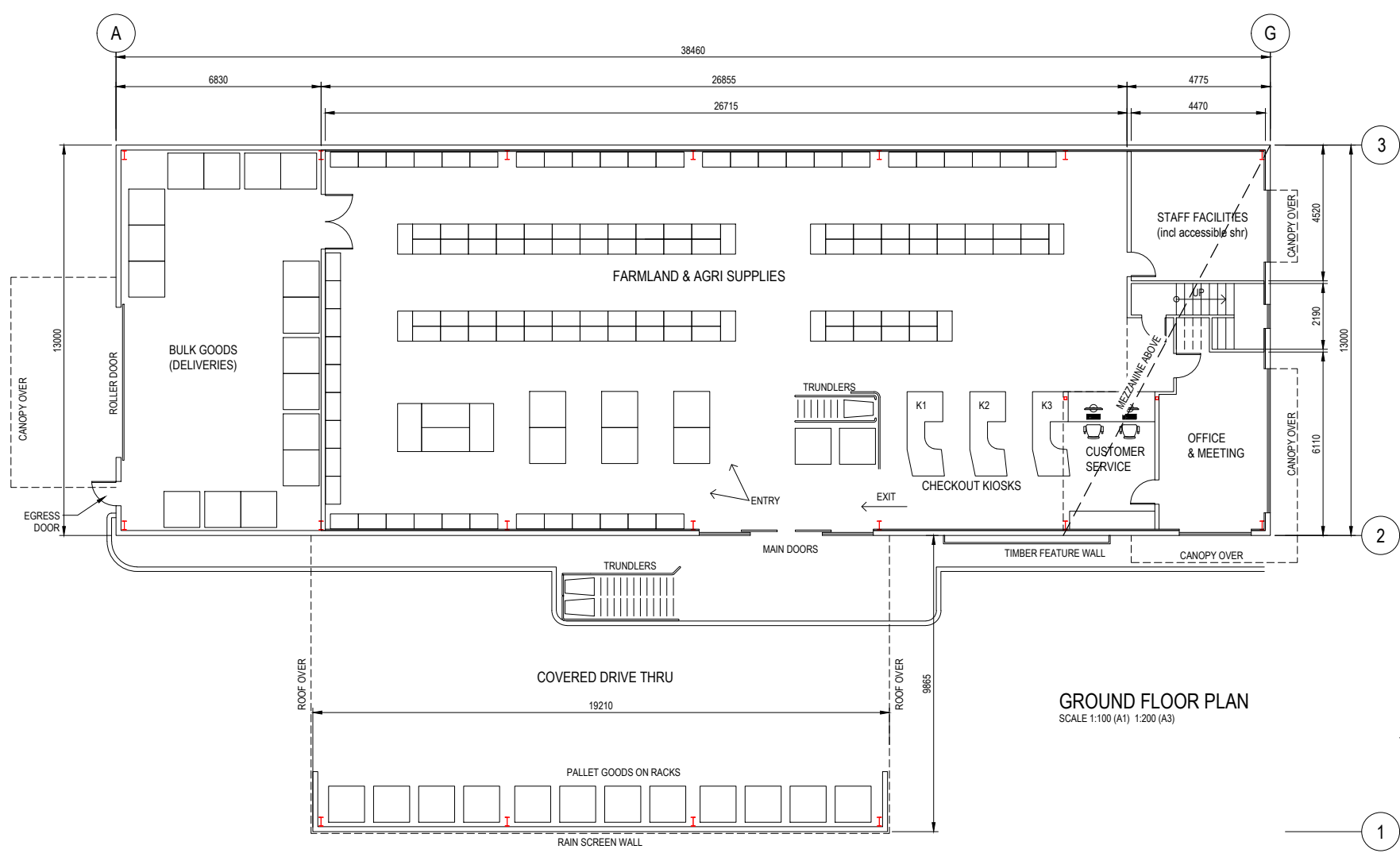
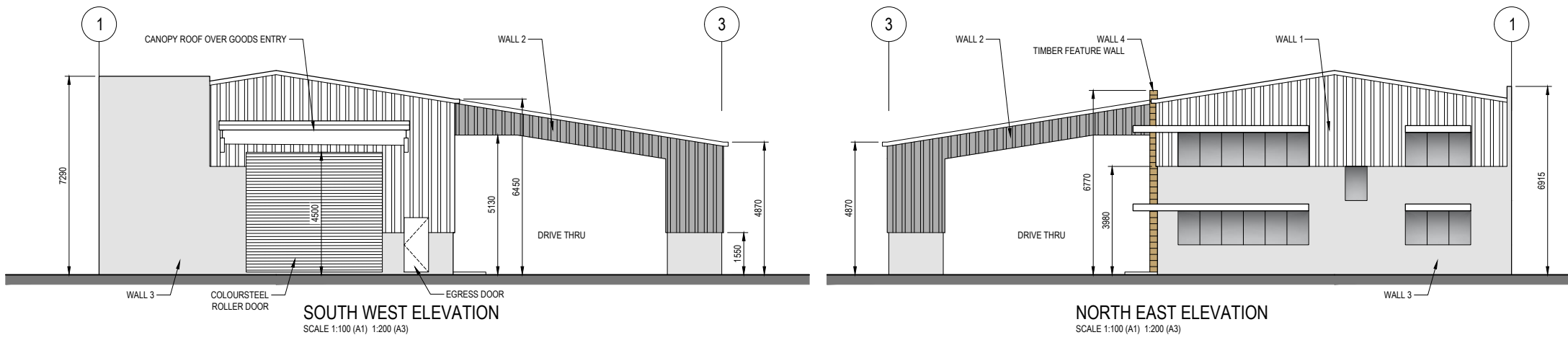
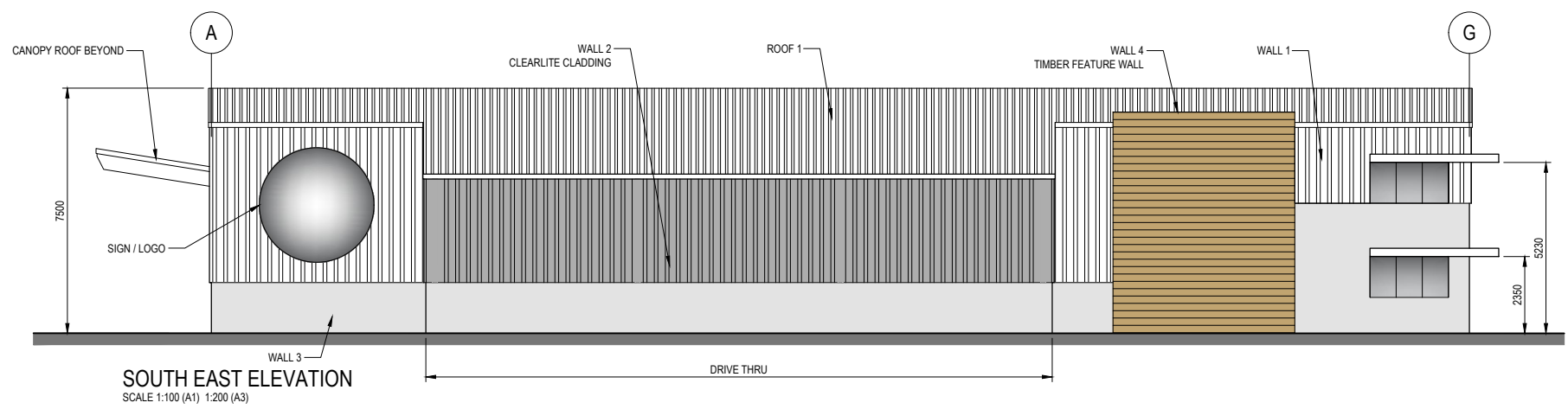
CLADDING:

-  ROOF 1 - LONG RUN METAL PROFILE ROOFING
-  WALL 1 - VERTICAL METAL PROFILE CLADDING
-  WALL 2 - VERTICAL CLEARLITE CLADDING
-  WALL 3 - PRECAST CONCRETE PANEL OR SIMILAR CLADDING
-  WALL 4 - TIMBER CLAD WALL
-  COLOURSTEEL ROLLER DOOR
-  WINDOWS / GLAZING

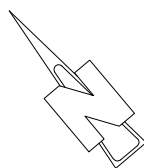
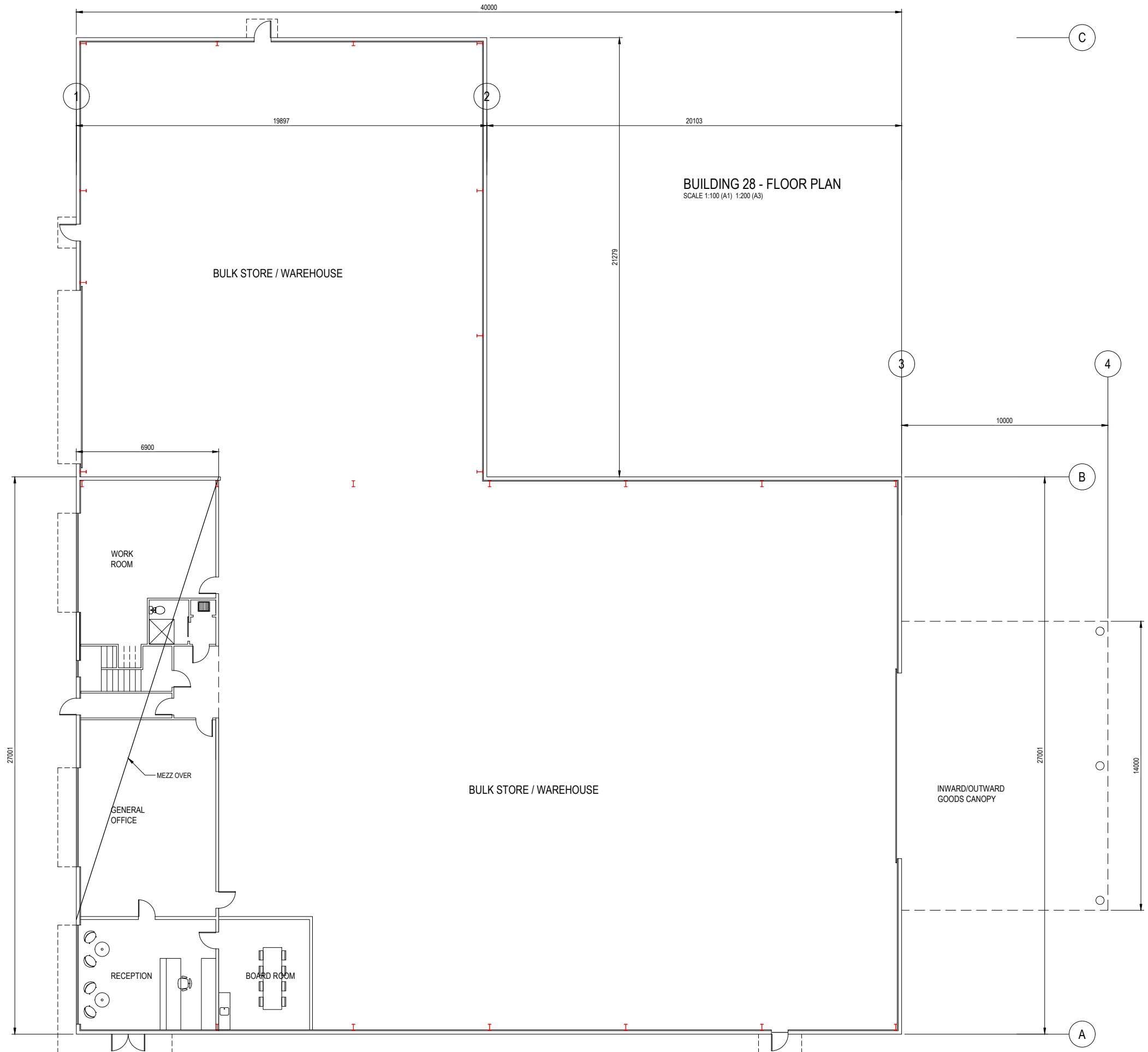
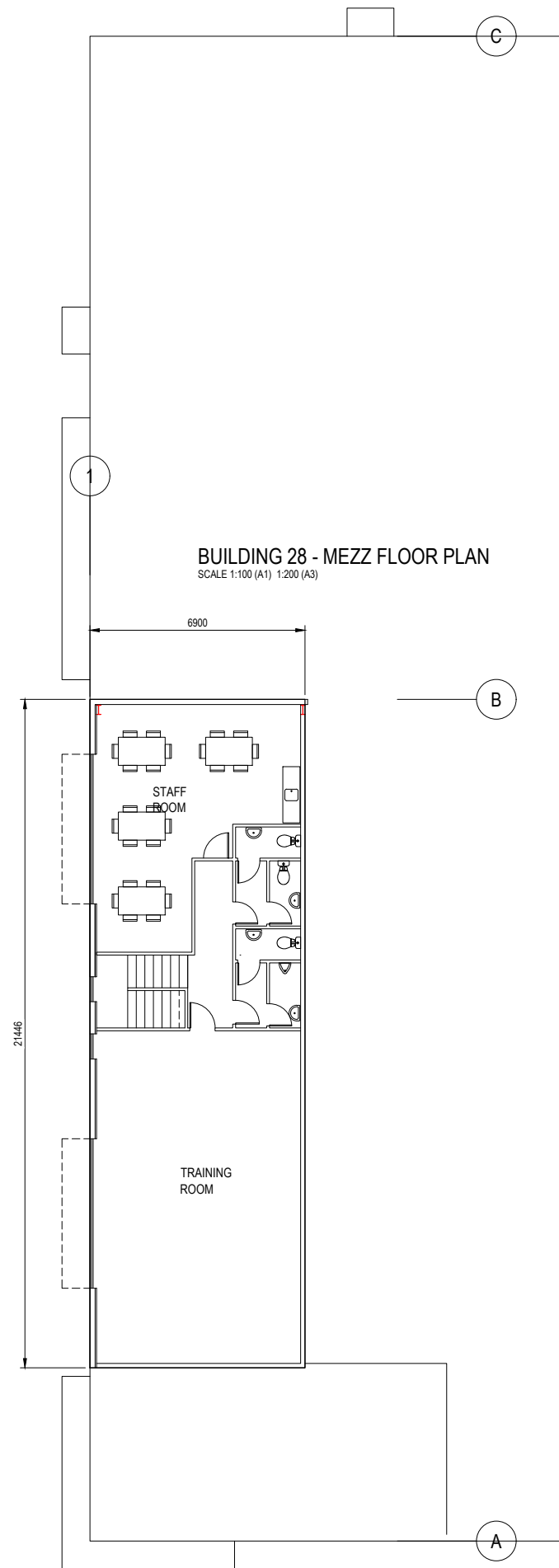
© THIS DOCUMENT IS CONFIDENTIAL. COPYRIGHT IS VESTED IN TECHNITRADES ARCHITECTURE LTD. WRITTEN CONSENT IS REQUIRED PRIOR TO REPRODUCTION.	A1 Scale:	1:100
	A3 Scale:	1:200
	Designed:	L.MEIKLEJOHN
	Drawn:	B.MILLWARD
	A1 Plot Scale:	1:1
	A3 Plot Scale:	1:2

NOTES
 DO NOT SCALE.
 DIMENSIONS IN MILLIMETERS UNLESS NOTED OTHERWISE.
 IF IN DOUBT ON ANY ISSUE SEEK VERIFICATION PRIOR TO PROCEEDING.
 READ THESE DRAWINGS IN CONJUNCTION WITH ALL OTHER CONSULTANTS DRAWINGS AND SPECIFICATIONS.

D	REVISED RESOURCE CONSENT APPLICATION ISSUE	MK	12-09-23
REV.	DESCRIPTION	BY	DATE



Client:	VACO INVESTMENTS LIMITED		
Project:	WAIPU GATEWAY SERVICE CENTRE 47 Millbrook Road, Waipu, Whangerei District		
Drawing:	Building 25 Floor Plan & Elevations		
Drawing No.	3096-H11	Revision:	D



technitrades ARCHITECTURE

12 Ben Lomond Crescent, Pakuranga, Auckland 2010
Phone (09) 5767166 | design@technitrades.co.nz

				A1 Scale.	1:100
				A3 Scale.	1:200
				Designed.	L.MEIKLEJOHN
				Drawn.	B.MILLWARD
D	REVISED RESOURCE CONSENT APPLICATION ISSUE	MK	12-09-23	A1 Plot Scale.	1:1
REV.	DESCRIPTION	BY	DATE	A3 Plot Scale.	1:2

NOTES.
DO NOT SCALE.
DIMENSIONS IN MILLIMETERS UNLESS NOTED OTHERWISE.
IF IN DOUBT ON ANY ISSUE SEEK VERIFICATION PRIOR TO PROCEEDING.
READ THESE DRAWINGS IN CONJUNCTION WITH ALL OTHER CONSULTANTS DRAWINGS AND SPECIFICATIONS.

© THIS DOCUMENT IS CONFIDENTIAL. COPYRIGHT IS VESTED IN TECHNITRADES LIMITED. WRITTEN CONSENT IS REQUIRED PRIOR TO REPRODUCTION OF ANY KIND.
COPYRIGHT © - TECHNITRADES ARCHITECTURE LTD
Client Reference No.

Project Title:
VACO INVESTMENTS LIMITED
WAIPU GATEWAY SERVICE CENTRE
47 Millbrook Road, Waipu, Whangārei District

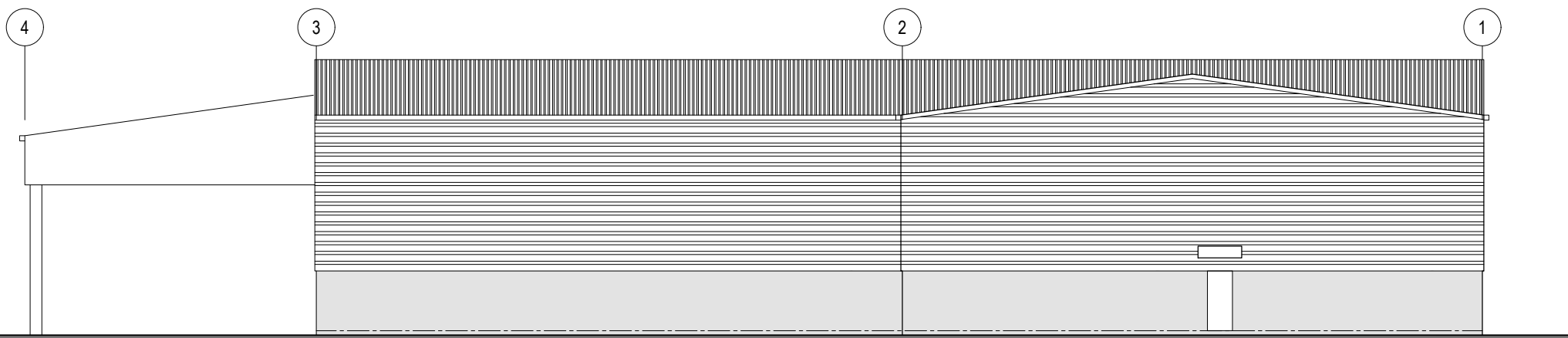
Drawing Title:
Building 28 Plan - Option 1

Drawing No. **3096-H12** Rev: **D**

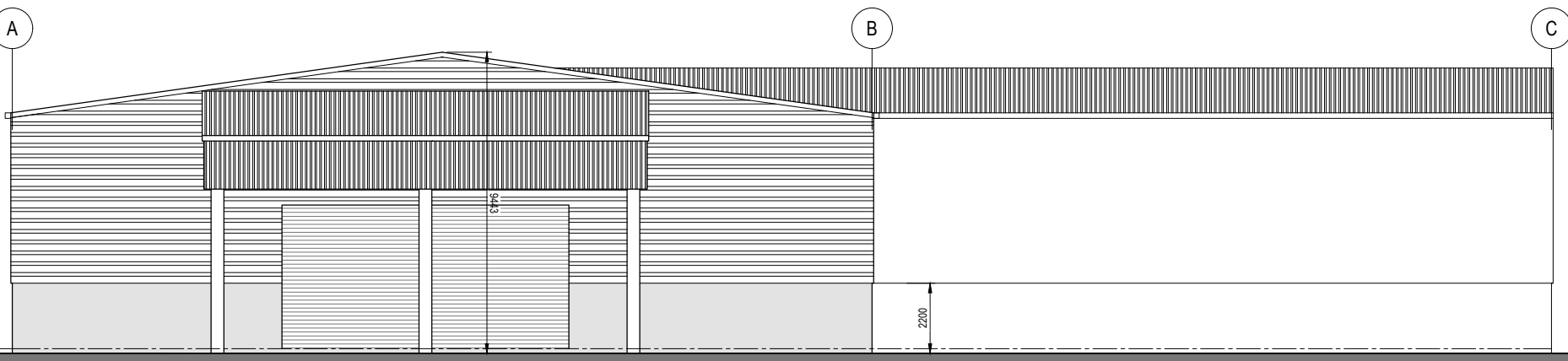
© THIS DOCUMENT IS CONFIDENTIAL. COPYRIGHT IS VESTED IN TECHNITRADES ARCHITECTURE LTD. WRITTEN CONSENT IS REQUIRED PRIOR TO REPRODUCTION	A1 Scale.	1:100
	A3 Scale.	1:200
	Designed.	L.MEIKLEJOHN
	Drawn.	B.MILLWARD
	A1 Plot Scale.	1:1
A3 Plot Scale.	1:2	

NOTES
 DO NOT SCALE.
 DIMENSIONS IN MILLIMETERS UNLESS NOTED OTHERWISE.
 IF IN DOUBT ON ANY ISSUE SEEK VERIFICATION PRIOR TO PROCEEDING.
 READ THESE DRAWINGS IN CONJUNCTION WITH ALL OTHER CONSULTANTS DRAWINGS AND SPECIFICATIONS.

D	REVISED RESOURCE CONSENT APPLICATION ISSUE	MK	12-09-23
REV.	DESCRIPTION	BY	DATE



NORTH EAST ELEVATION - BUILDING 28
 SCALE 1:100 (A1) 1:200 (A3)



SOUTH EAST ELEVATION - BUILDING 28
 SCALE 1:100 (A1) 1:200 (A3)

CONSTRUCTION LEGEND:

CLADDING:

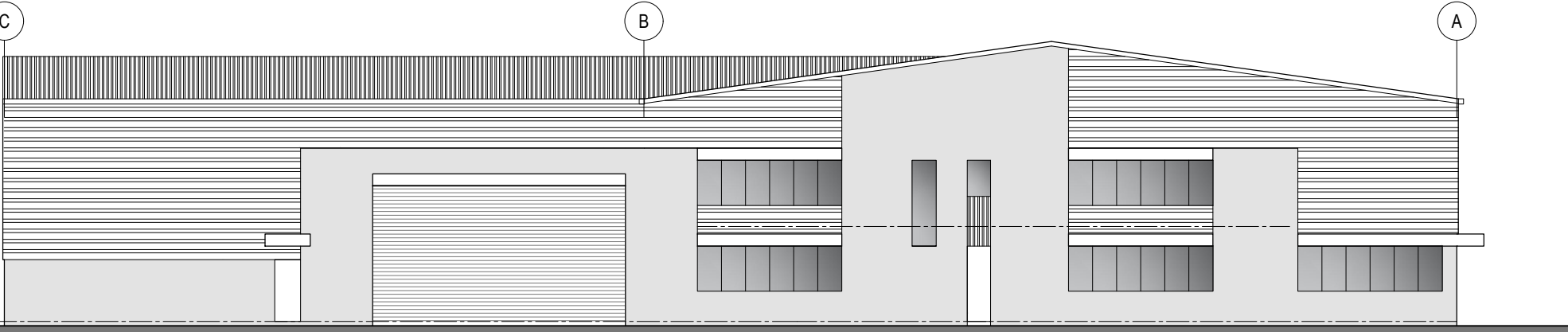
- ROOF 1 - LONG RUN METAL PROFILE ROOFING
- WALL 1 - HORIZONTAL METAL PROFILE CLADDING

CLADDING:


- WALL 2 - PRECAST CONCRETE PANEL
- COLOURSTEEL ROLLER DOOR

CLADDING:

- WINDOWS / GLAZING

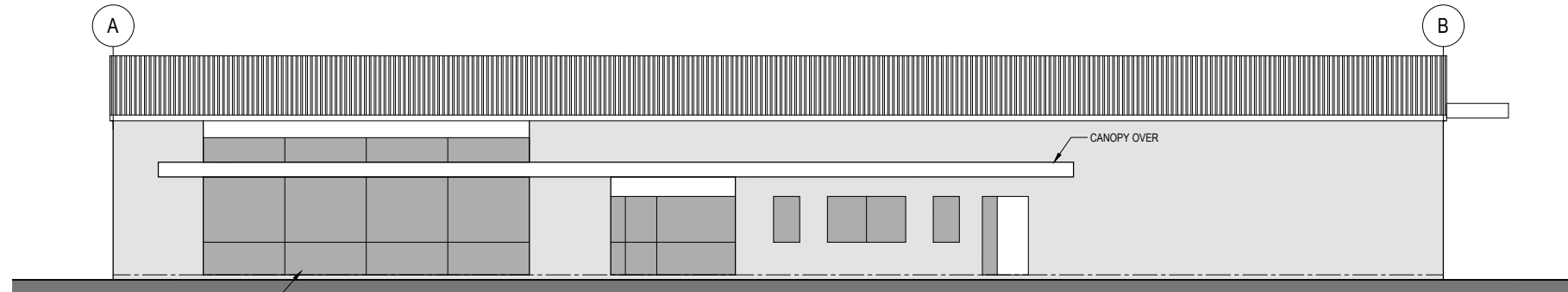


NORTH WEST ELEVATION - BUILDING 28
 SCALE 1:100 (A1) 1:200 (A3)

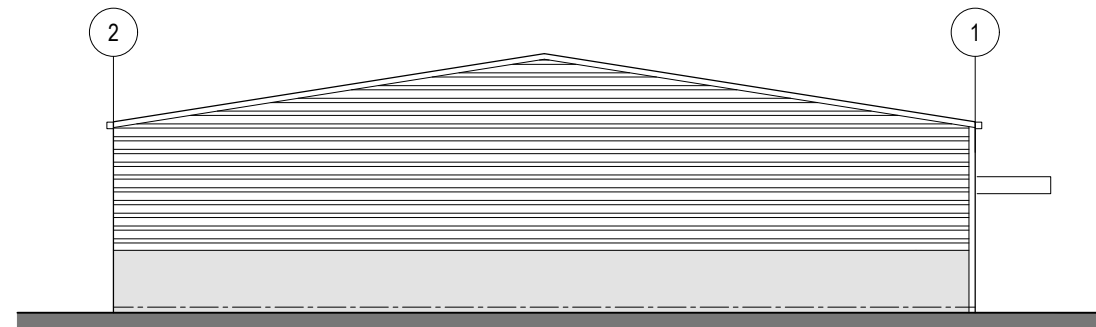


SOUTH WEST ELEVATION - BUILDING 28
 SCALE 1:100 (A1) 1:200 (A3)

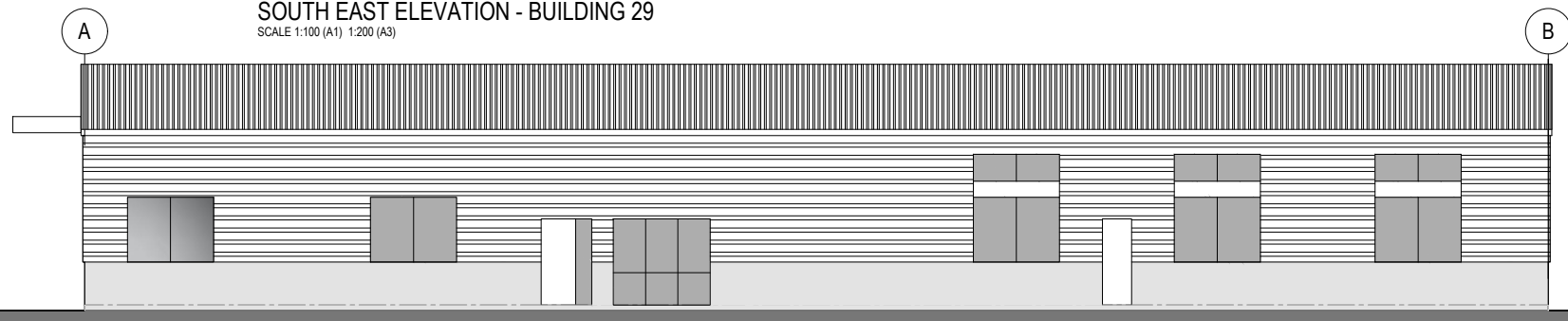
Client.	VACO INVESTMENTS LIMITED	
Project.	WAIPU GATEWAY SERVICE CENTRE 47 Millbrook Road, Waipu, Whangarei District	
Drawing.	Bldg-28 Option-1 Elevations	
Drawing No.	3096-H13	Revision. D



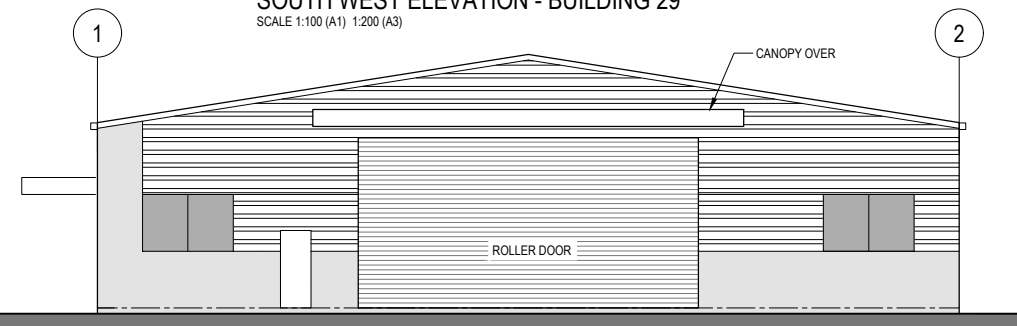
SOUTH EAST ELEVATION - BUILDING 29
SCALE 1:100 (A1) 1:200 (A3)



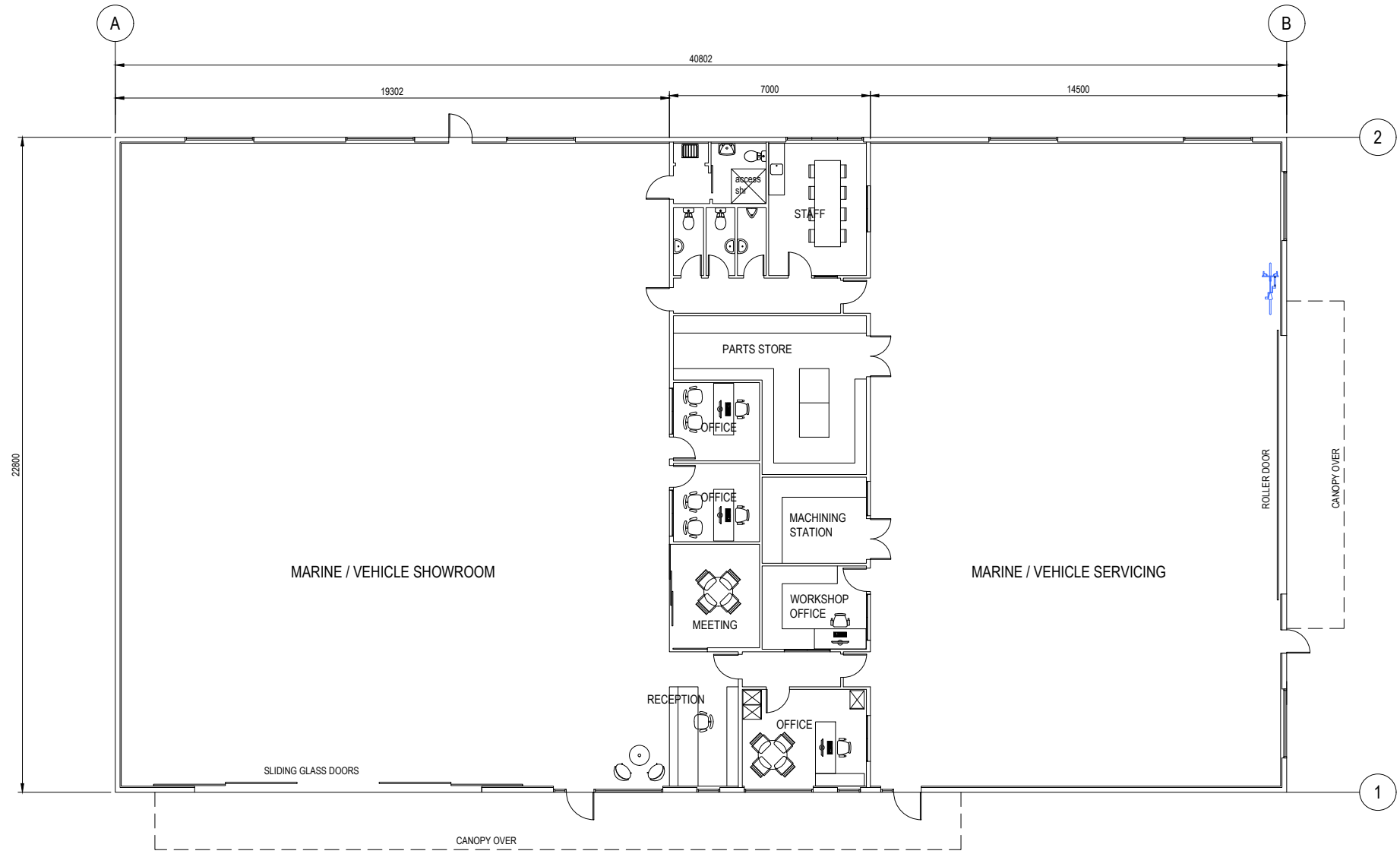
SOUTH WEST ELEVATION - BUILDING 29
SCALE 1:100 (A1) 1:200 (A3)



NORTH WEST ELEVATION - BUILDING 29
SCALE 1:100 (A1) 1:200 (A3)








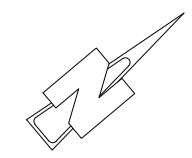
NORTH EAST ELEVATION - BUILDING 29
SCALE 1:100 (A1) 1:200 (A3)



BUILDING 29 - FLOOR PLAN
SCALE 1:100 (A1) 1:200 (A3)

CONSTRUCTION LEGEND:

- CLADDING:**
-  ROOF 1 - LONG RUN METAL PROFILE ROOFING
 -  WALL 1 - HORIZONTAL METAL PROFILE CLADDING
 -  WALL 2 - PRECAST CONCRETE PANEL OR SIMILAR CLADDING
 -  COLOURSTEEL ROLLER DOOR
 -  WINDOWS / GLAZING



TECHNITRADES ARCHITECTURE
12 Ben Lomond Crescent, Pakuranga, Auckland 2010
Phone (09) 5767166 | design@technitrades.co.nz

				A1 Scale.	1:100
				A3 Scale.	1:200
				Designed.	L.MEIKLEJOHN
				Drawn.	B.MILLWARD
D	REVISED RESOURCE CONSENT APPLICATION ISSUE	MK	12-09-23	A1 Plot Scale.	1:1
REV.	DESCRIPTION	BY	DATE	A3 Plot Scale.	1:2

NOTES.
DO NOT SCALE.
DIMENSIONS IN MILLIMETERS UNLESS NOTED OTHERWISE.
IF IN DOUBT ON ANY ISSUE SEEK VERIFICATION PRIOR TO PROCEEDING.
READ THESE DRAWINGS IN CONJUNCTION WITH ALL OTHER CONSULTANT'S DRAWINGS AND SPECIFICATIONS.

© THIS DOCUMENT IS CONFIDENTIAL. COPYRIGHT IS VESTED IN TECHNITRADES LIMITED. WRITTEN CONSENT IS REQUIRED PRIOR TO REPRODUCTION OF ANY KIND.
COPYRIGHT © - TECHNITRADES ARCHITECTURE LTD
Client Reference No.

Project Title:
VACO INVESTMENTS LIMITED
WAIPU GATEWAY SERVICE CENTRE
47 Millbrook Road, Waipu, Whangārei District

Drawing Title:
Building 29 Floor Plan & Elevations

Drawing No. **3096-H14** Rev: **D**

LEGEND:

- 1 BP SERVICE STATION BLDG
- 2 BP FORECOURT CANOPY
- 3 BP TRUCK STOP
- 4 BP TRUCK PARKS
- 5 BP EV CAR PARKS
- 6 BP EV TRUCK PARKS
- 7 COACH PARK
- 8 BP AIR PARK
- 9 BP U/GRND TANKS & CAMPER PARKS
- 10 QSR - 1 DRIVE THROUGH
- 11 QSR - 1 BLDG 260m2
- 12 FOOD - 1 BLDG 148m2
- 13 SHOP CENTRE - 1 BLDG 408m2 (4 x 102m2 TENANCIES INDICATED)
- 14 CAFE - 1 BLDG 113m2
- 15 EV PARKS (x 4)
- 16 FOOD RETAIL BLDG OR COMMERCIAL SERVICES 1,000m2 + 170m2 MEZZ UP TO 3 TENANCIES, SIZES SUBJECT TO TENANT NEEDS
- 17 FOOD RETAIL OR COMMERCIAL SERVICES LOADING AREA
- 18 AUTOMOTIVE ASSISTANCE BLDG 296m2 OR COMMERCIAL SERVICES
- 19 FOOD SPECIALTY STORE - 90m2
- 19A FOOD SPECIALTY STORE - 90m2
- 20 FOOD SPECIALTY STORE - 114m2
- 20A FOOD SPECIALTY STORE - 135m2
- 21 QSR - 2 DRIVE THRU
- 22 QSR - 2 BLDG 260m2
- 23 FOOD - 3 BLDG 148m2
- 24 RETAIL CENTRE - 294m2 (3 x 98m2 TENANCIES INDICATED)
- 25 FARMING & AGRI SUPPLIES - 500m2 + 72m2 MEZZ
- 26 OUTDOOR DISPLAY & STORAGE 191m2
- 27 CAR PARKS

- 28 LOGISTICS, STORAGE, YARD, BOAT, CAR, AUTOMOTIVE SALES & SERVICES, RURAL / HOME SUPPLIES BLDG 2,080m2 + 148m2 MEZZ
- 28A LOADING
- 29 MARINE / VEHICLE SALES & SERVICE BLDG 930m2
- 29A OUTDOOR DISPLAY 342m2
- 30 LOGISTICS, STORAGE, YARD, BOAT, CAR, AUTOMOTIVE SALES & SERVICES, RURAL / HOME SUPPLIES BLDG 1,157m2 + 184m2 MEZZ
- 30A LOADING

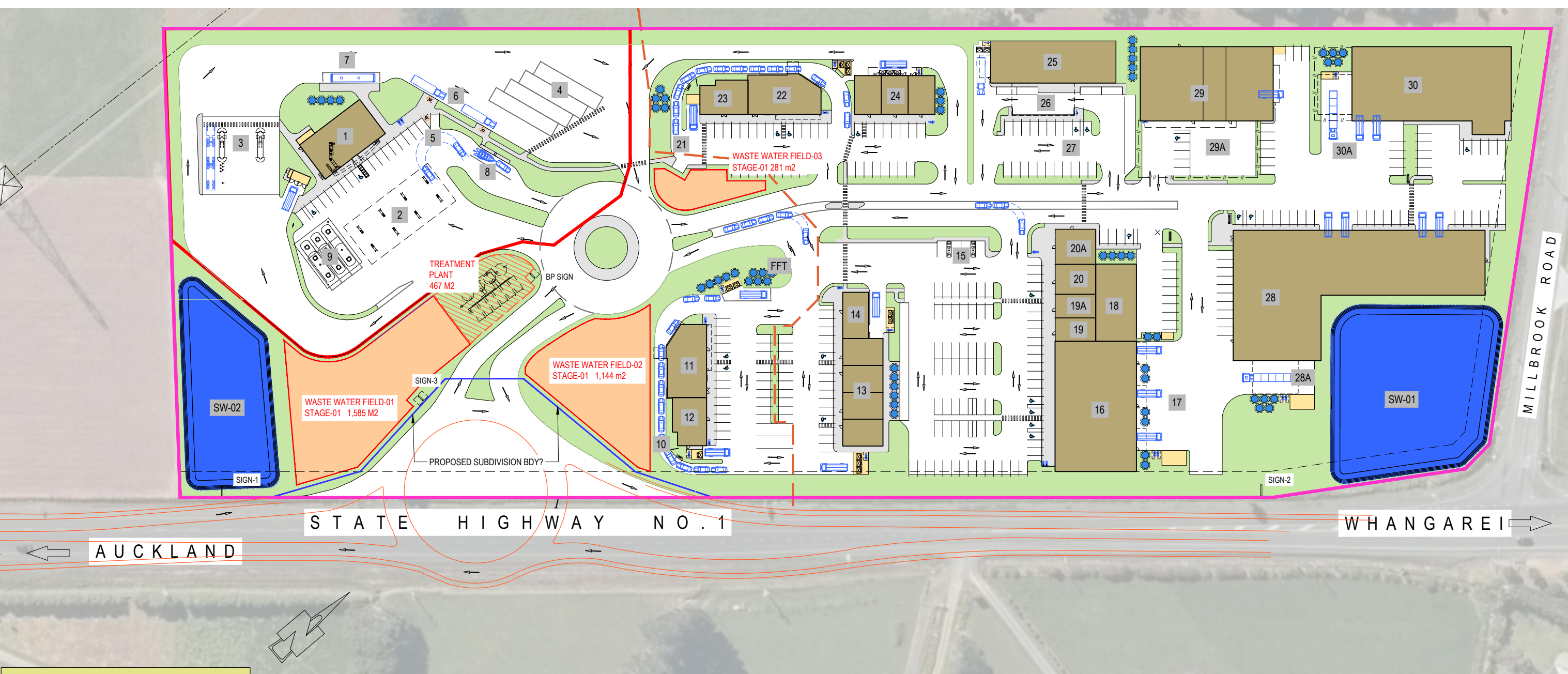
- OVERALL SITE AREA - 59,162 m2
- BP LEASE AREA - 11,055 m2
- STAGE 1 EXTENT
- SW STORM WATER PONDS - REFER TO CKL DOCS
- WW WASTE WATER FIELDS - REFER TO CKL DOCS
- WATER TANKS
- WATER TANKS - FIRE FIGHTING (FIRE ENGINEER TO CONFIRM REQUIREMENTS)

CAR PARK ASSESSMENT FOR FEASIBILITY:

BLDG: USE:	AREA:	CAR PARKS PROVIDED
01 BP	305m2	= 17 + 1 AIR + 2 EV + 3 CAMPER PARKS 4 TRUCK PARKS 2 TRUCK EV 1 COACH PARK
11 QSR-1	260m2	= 15 + 2 GRILL PARKS
12 FOOD-1	148m2	= 9
13 SHOP CENTRE - 1	408m2	= 20
14 CAFE-1	113m2	= 6
16 FOOD RETAIL	1,170m2	= 53 + 2 CAMPER PARKS
18 AUTOMOTIVE SERVICE & PARTS	296m2	= 13
19-20 SPECIALTY FOOD	439m2	= 22
NOT OTHERWISE ACCOUNTED		= 2 CAMPER PARKS + 4 EV PARKS

CAR PARK ASSESSMENT FOR FEASIBILITY:

BLDG: USE:	AREA:	CAR PARKS PROVIDED
22 QSR-2	260m2	= 15 + 2 GRILL PARKS
23 FOOD-3	148m2	= 9
24 SHOP CENTRE - 2	294m2	= 15
25 COMMERCIAL SERVICES OUTDOOR DISPLAY	500m2 191m2	= 25 + 1 TRAILER
28 LOGISTICS, STORAGE, YARD, BOAT, CAR, AUTOMOTIVE SALES & SERVICES, RURAL / HOME SUPPLIES	2,080 + 148 MEZZ	= 31
29 BOAT, AUTOMOTIVE SALES & SERVICES BLDG 930m2 + OUTDOOR DISPLAY 342m2		= 14
30 LOGISTICS, STORAGE, YARD, BOAT, CAR, AUTOMOTIVE SALES & SERVICES, RURAL / HOME SUPPLIES	1,157 + 184 MEZZ	= 15
TOTAL		= 277 CAR PARKS 4 GRILL PARKS 7 CAMPER PARKS 1 TRAILER PARK 6 EV PARKS 1 AIR PARK 4 TRUCK PARKS 2 TRUCK EV PARKS 1 COACH PARK



COVERAGE TABLE:

SITE AREA	=	59,162 m2
PERMITTED BUILDING COVERAGE	=	20% NET SITE
59,162 m2 x .2	=	11,832 m2
PROPOSED BUILDING COVERAGE	=	9,257 m2
PROPOSED LANDSCAPE AREA	=	19,200 m2
INCL PONDS	=	32% NET SITE AREA

TECHNITRADES ARCHITECTURE

12 Ben Lomond Crescent, Pakuranga, Auckland 2010
Phone (09) 5767166 | design@technitrades.co.nz

A1 Scale:	1:600
A3 Scale:	1:1200
Designed:	L.MEIKLEJOHN
Drawn:	B.MILLWARD
D	REVISED RESOURCE CONSENT APPLICATION ISSUE
REV.	DESCRIPTION
MK	12-09-23
A1 Plot Scale:	1:1
A3 Plot Scale:	1:2

NOTES:

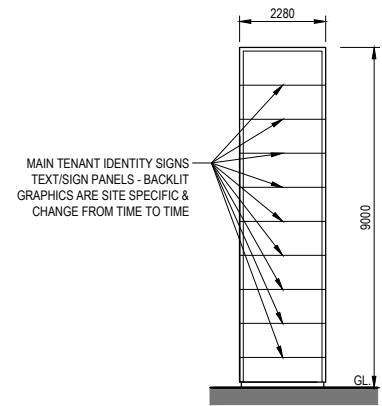
DO NOT SCALE. DIMENSIONS IN MILLIMETERS UNLESS NOTED OTHERWISE. IF IN DOUBT ON ANY ISSUE SEEK VERIFICATION PRIOR TO PROCEEDING. READ THESE DRAWINGS IN CONJUNCTION WITH ALL OTHER CONSULTANTS DRAWINGS AND SPECIFICATIONS.

© THIS DOCUMENT IS CONFIDENTIAL. COPYRIGHT IS VESTED IN TECHNITRADES LIMITED. WRITTEN CONSENT IS REQUIRED PRIOR TO REPRODUCTION OF ANY KIND. COPYRIGHT © - TECHNITRADES ARCHITECTURE LTD. Client Reference No.

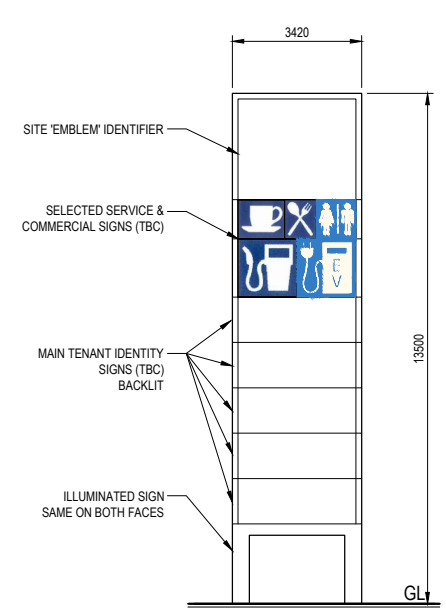
Project Title:
VACO INVESTMENTS LIMITED
WAIPU GATEWAY SERVICE CENTRE
47 Millbrook Road, Waipu, Whangārei District

Drawing Title:
Proposed Site Plan - Option 2

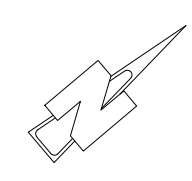
Drawing No. **3096-H21** Rev: **D**



SIGN-3
9.0m MID SIGN
SCALE 1:100 (A1) 1:200 (A3)



13.5m SITE IDENTIFIER SIGNS
(SIGNS 1 & 2 IDENTICAL)
SCALE 1:100 (A1) 1:200 (A3)



technitrades
ARCHITECTURE

12 Ben Lomond Crescent, Pakuranga, Auckland 2010
Phone (09) 5767166 | design@technitrades.co.nz

				A1 Scale.	1:300
				A3 Scale.	1:600
				Designed.	L.MEIKLEJOHN
				Drawn.	B.MILLWARD
D	REVISED RESOURCE CONSENT APPLICATION ISSUE	MK	12-09-23	A1 Plot Scale.	1:1
REV.	DESCRIPTION	BY	DATE	A3 Plot Scale.	1:2

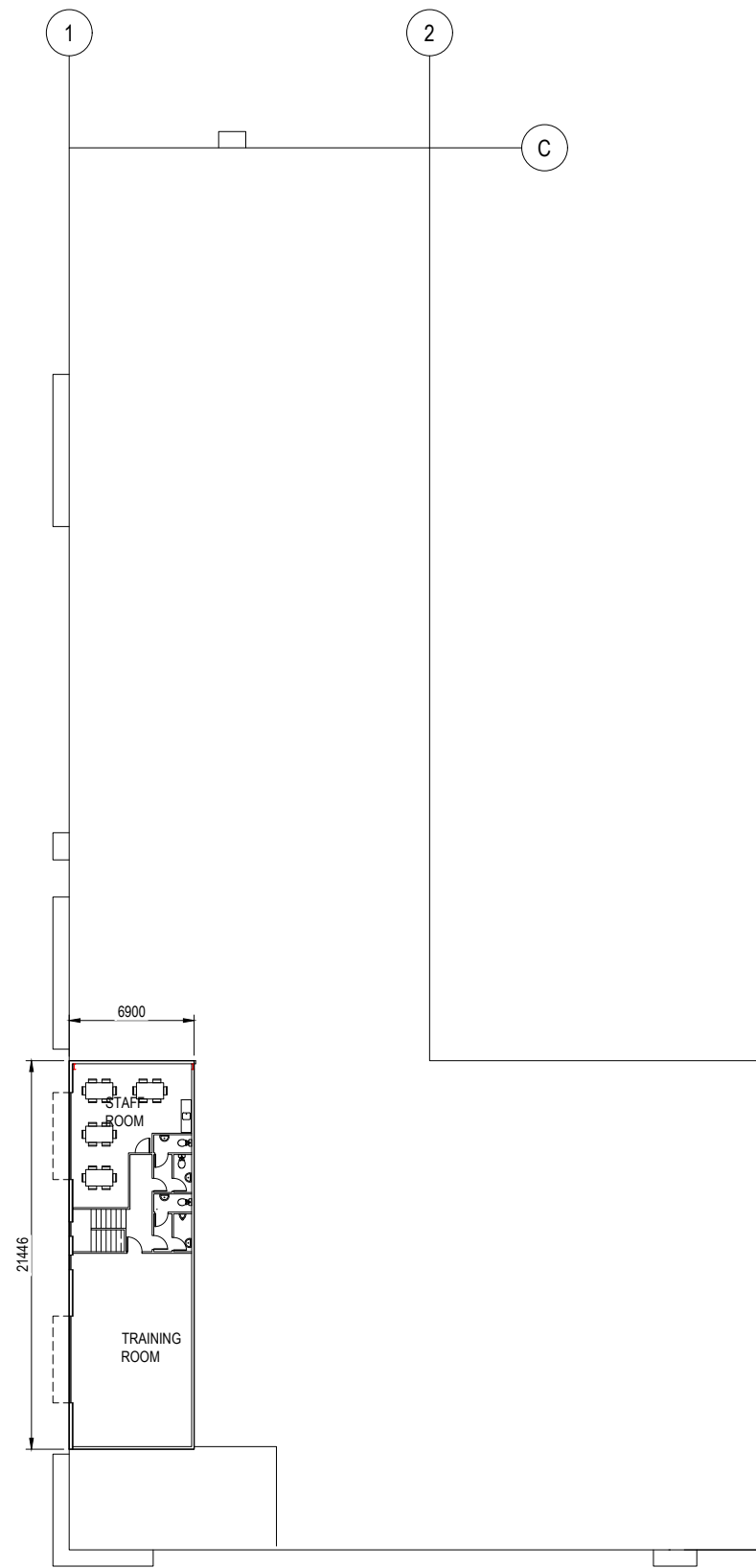
NOTES.
DO NOT SCALE.
DIMENSIONS IN MILLIMETERS UNLESS NOTED OTHERWISE.
IF IN DOUBT ON ANY ISSUE SEEK VERIFICATION PRIOR TO PROCEEDING.
READ THESE DRAWINGS IN CONJUNCTION WITH ALL OTHER CONSULTANTS DRAWINGS AND SPECIFICATIONS.

©
THIS DOCUMENT IS CONFIDENTIAL. COPYRIGHT IS VESTED IN TECHNITRADES LIMITED. WRITTEN CONSENT IS REQUIRED PRIOR TO REPRODUCTION OF ANY KIND.
CLIENT REFERENCE NO.

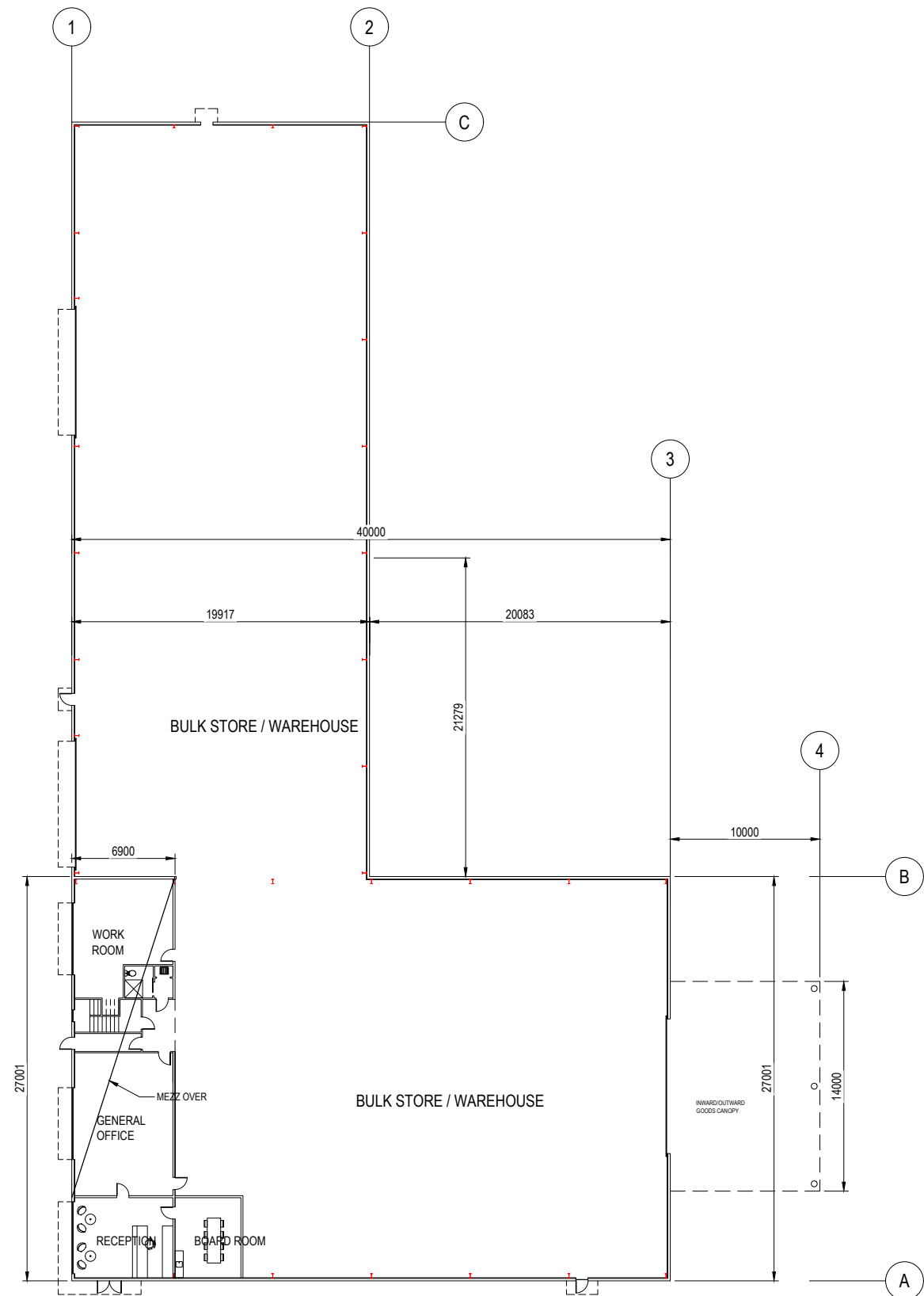
Project Title:
VACO INVESTMENTS LIMITED
WAIPU GATEWAY SERVICE CENTRE
47 Millbrook Road, Waipu, Whangārei District

Drawing Title:
Proposed Detail Site Plan - Northern Option-2

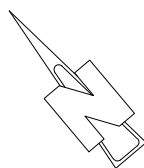
Drawing No. **3096-H22** Rev. **D**



BUILDING 28 - MEZZ FLOOR PLAN
SCALE 1:200 (A1) 1:400 (A3)



BUILDING 28 - FLOOR PLAN
SCALE 1:200 (A1) 1:400 (A3)



TECHNITRADES ARCHITECTURE
12 Ben Lomond Crescent, Pakuranga, Auckland 2010
Phone (09) 5767166 | design@technitrades.co.nz

				A1 Scale.	1:200
				A3 Scale.	1:400
				Designed.	L.MEIKLEJOHN
				Drawn.	B.MILLWARD
D	REVISED RESOURCE CONSENT APPLICATION ISSUE	MK	12-09-23	A1 Plot Scale.	1:1
REV.	DESCRIPTION	BY	DATE	A3 Plot Scale.	1:2

NOTES.
DO NOT SCALE.
DIMENSIONS IN MILLIMETERS UNLESS NOTED OTHERWISE.
IF IN DOUBT ON ANY ISSUE SEEK VERIFICATION PRIOR TO PROCEEDING.
READ THESE DRAWINGS IN CONJUNCTION WITH ALL OTHER CONSULTANTS DRAWINGS AND SPECIFICATIONS.

© THIS DOCUMENT IS CONFIDENTIAL. COPYRIGHT IS VESTED IN TECHNITRADES LIMITED. WRITTEN CONSENT IS REQUIRED PRIOR TO REPRODUCTION OF ANY KIND.
COPYRIGHT © - TECHNITRADES ARCHITECTURE LTD
Client Reference No.

Project Title:
VACO INVESTMENTS LIMITED
WAIPU GATEWAY SERVICE CENTRE
47 Millbrook Road, Waipu, Whangārei District

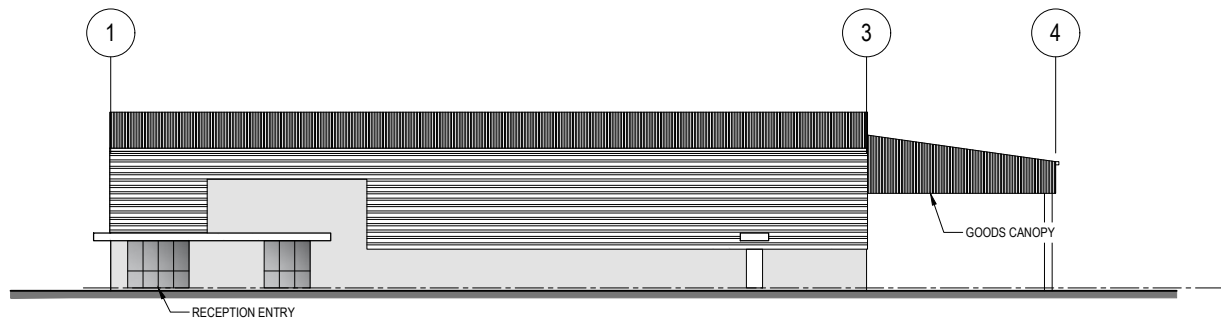
Drawing Title:
Building 28 Floor Plan - Option 2

Drawing No. **3096-H23** Rev: **D**

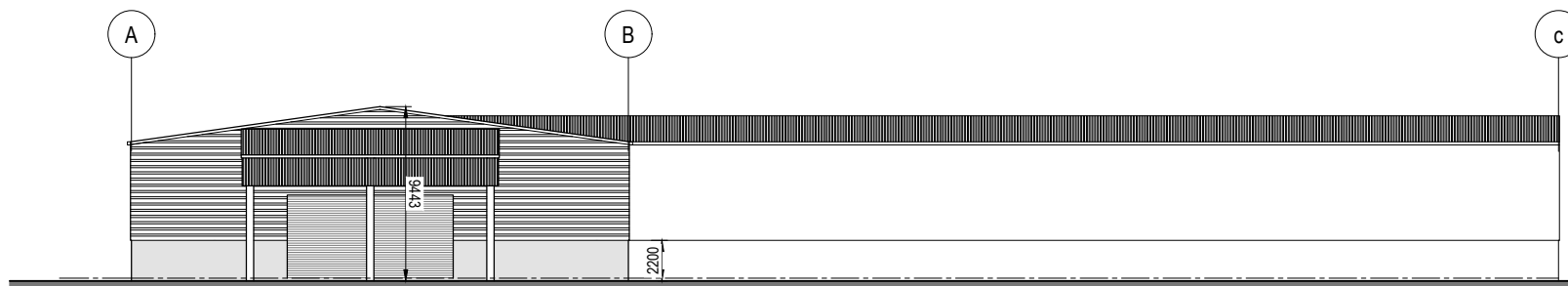
© THIS DOCUMENT IS CONFIDENTIAL. COPYRIGHT IS VESTED IN TECHNITRADES ARCHITECTURE LTD. WRITTEN CONSENT IS REQUIRED PRIOR TO REPRODUCTION.	A1 Scale.	1:200
	A3 Scale.	1:400
	Designed.	L.MEIKLEJOHN
	Drawn.	B.MILLWARD
	A1 Plot Scale.	1:1
A3 Plot Scale.	1:2	

NOTES
 DO NOT SCALE.
 DIMENSIONS IN MILLIMETERS UNLESS NOTED OTHERWISE.
 IF IN DOUBT ON ANY ISSUE SEEK VERIFICATION PRIOR TO PROCEEDING.
 READ THESE DRAWINGS IN CONJUNCTION WITH ALL OTHER CONSULTANTS DRAWINGS AND SPECIFICATIONS.

D	REVISED RESOURCE CONSENT APPLICATION ISSUE	MK	12-09-23
REV.	DESCRIPTION	BY	DATE



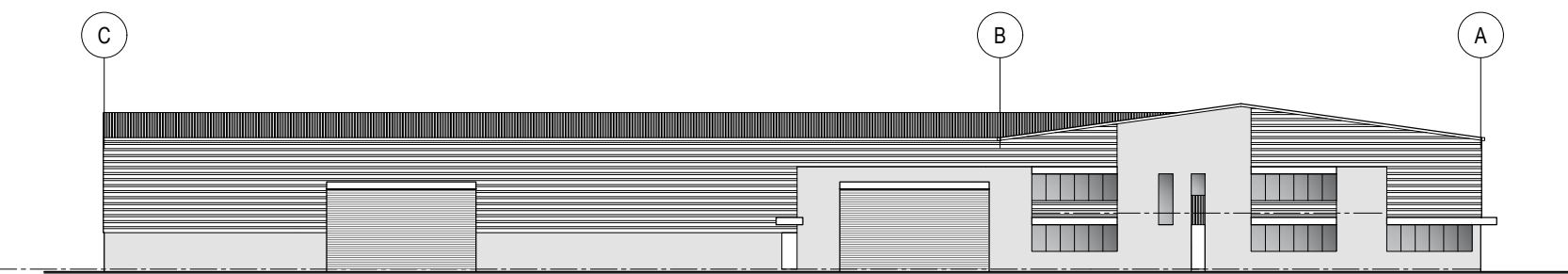
SOUTH WEST ELEVATION - BUILDING 28
 SCALE 1:200 (A1) 1:400 (A3)



SOUTH EAST ELEVATION - BUILDING 28
 SCALE 1:200 (A1) 1:400 (A3)








NORTH WEST ELEVATION - BUILDING 28
 SCALE 1:200 (A1) 1:400 (A3)



NORTH WEST ELEVATION - BUILDING 28
 SCALE 1:200 (A1) 1:400 (A3)

CONSTRUCTION LEGEND:

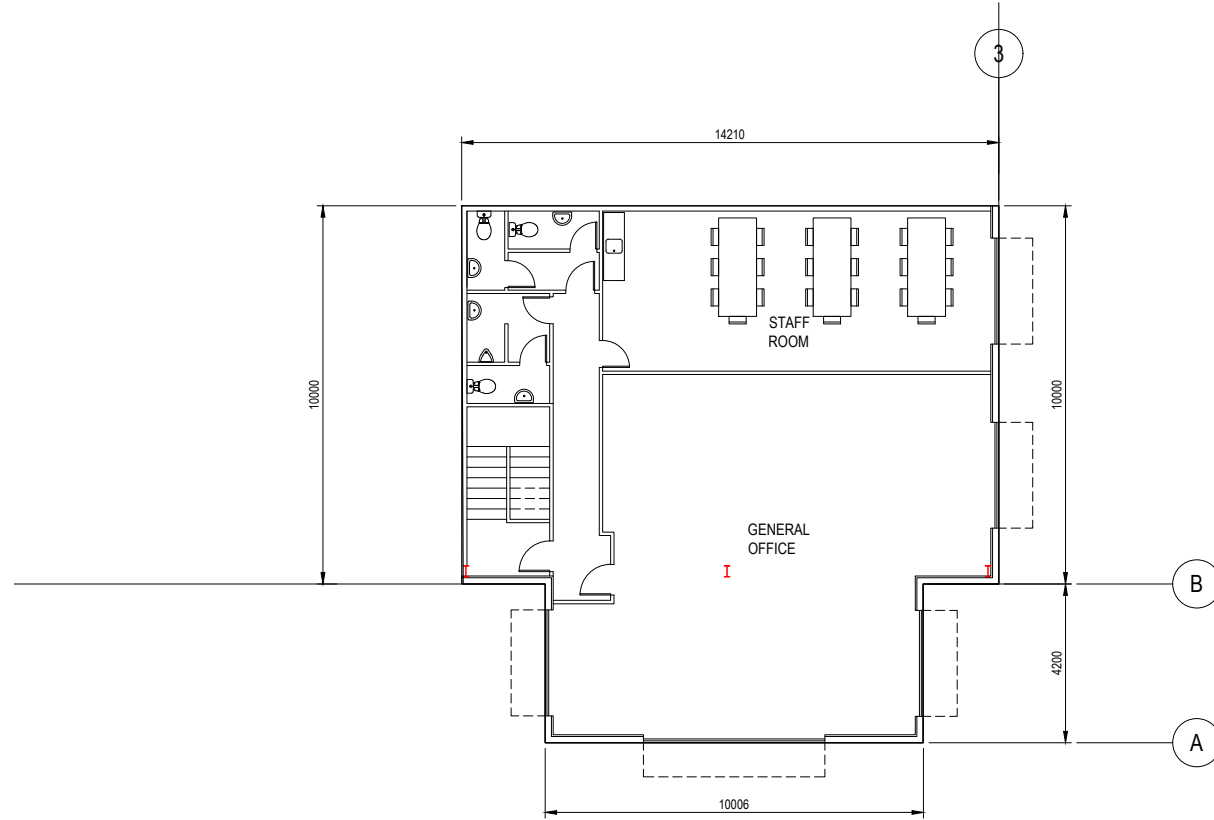
 CLADDING: ROOF 1 - LONG RUN METAL PROFILE ROOFING	 CLADDING: WALL 2 - PRECAST CONCRETE PANEL	 CLADDING: WINDOWS / GLAZING
 WALL 1 - HORIZONTAL METAL PROFILE CLADDING	 COLOURSTEEL ROLLER DOOR	

Client.	VACO INVESTMENTS LIMITED		
Project.	WAIPU GATEWAY SERVICE CENTRE 47 Millbrook Road, Waipu, Whangerei District		
Drawing.	Building-29 - Option 2 Elevations		
Drawing No.	3096-H24	Revision.	D

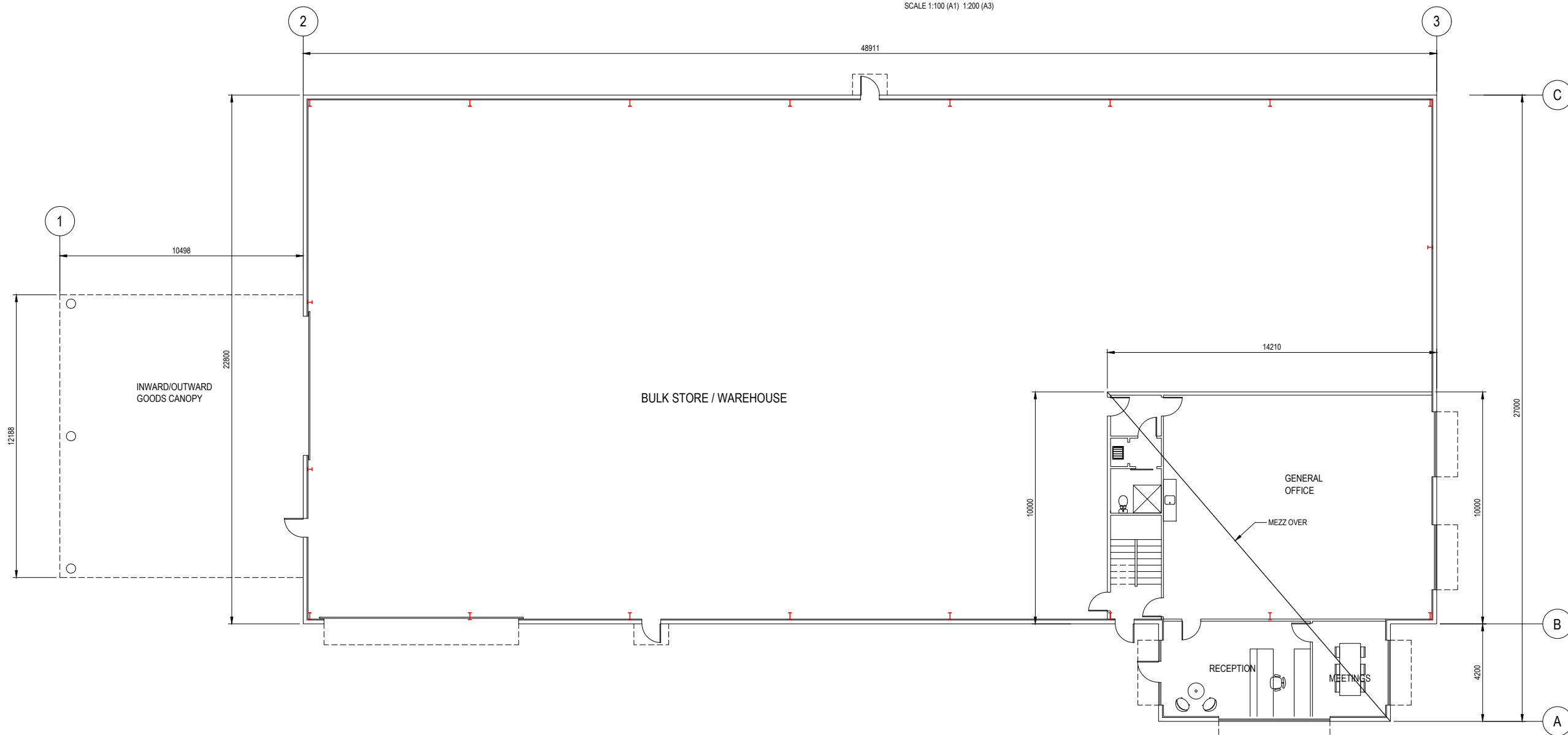
© THIS DOCUMENT IS CONFIDENTIAL. COPYRIGHT IS VESTED IN TECHNITRADES ARCHITECTURE LTD. WRITTEN CONSENT IS REQUIRED PRIOR TO REPRODUCTION	A1 Scale.	1:100
	A3 Scale.	1:200
	Designed.	L.MEIKLEJOHN
	Drawn.	B.MILLWARD
	A1 Plot Scale.	1:1
A3 Plot Scale.	1:2	

NOTES
 DO NOT SCALE.
 DIMENSIONS IN MILLIMETERS UNLESS NOTED OTHERWISE.
 IF IN DOUBT ON ANY ISSUE SEEK VERIFICATION PRIOR TO PROCEEDING.
 READ THESE DRAWINGS IN CONJUNCTION WITH ALL OTHER CONSULTANTS DRAWINGS AND SPECIFICATIONS.

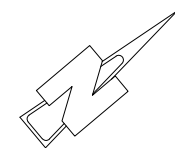
D	REVISED RESOURCE CONSENT APPLICATION ISSUE	MK	12-09-23
REV.	DESCRIPTION	BY	DATE



BUILDING 30 - MEZZANINE FLOOR PLAN
 SCALE 1:100 (A1) 1:200 (A3)



BUILDING 30 - FLOOR PLAN
 SCALE 1:100 (A1) 1:200 (A3)

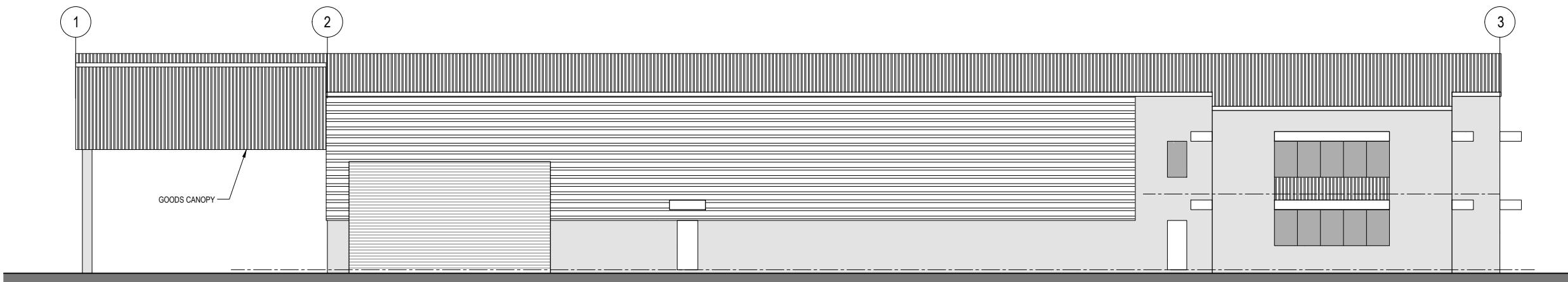


Client.	VACO INVESTMENTS LIMITED		
Project.	WAIPU GATEWAY SERVICE CENTRE 47 Millbrook Road, Waipu, Whangerei District		
Drawing.	Building-30 Option-2 Floor Plan		
Drawing No.	3096-H25	Revision.	D


© THIS DOCUMENT IS CONFIDENTIAL. COPYRIGHT IS VESTED IN TECHNITRADES ARCHITECTURE LTD. WRITTEN CONSENT IS REQUIRED PRIOR TO REPRODUCTION.	A1 Scale.	1:100
	A3 Scale.	1:200
	Designed.	L.MEIKLEJOHN
	Drawn.	B.MILLWARD
	A1 Plot Scale.	1:1
	A3 Plot Scale.	1:2

NOTES
 DO NOT SCALE.
 DIMENSIONS IN MILLIMETERS UNLESS NOTED OTHERWISE.
 IF IN DOUBT ON ANY ISSUE SEEK VERIFICATION PRIOR TO PROCEEDING.
 READ THESE DRAWINGS IN CONJUNCTION WITH ALL OTHER CONSULTANTS DRAWINGS AND SPECIFICATIONS.

REV.	DESCRIPTION	BY	DATE
D	REVISED RESOURCE CONSENT APPLICATION ISSUE	MK	12-09-23



SOUTH EAST ELEVATION - BUILDING 30
 SCALE 1:100 (A1) 1:200 (A3)









SOUTH WEST ELEVATION - BUILDING 30
 SCALE 1:100 (A1) 1:200 (A3)



NORTH EAST ELEVATION - BUILDING 30
 SCALE 1:100 (A1) 1:200 (A3)

CONSTRUCTION LEGEND:

 CLADDING: ROOF 1 - LONG RUN METAL PROFILE ROOFING	 CLADDING: WALL 2 - PRECAST CONCRETE PANEL	 CLADDING: WINDOWS / GLAZING
 WALL 1 - HORIZONTAL METAL PROFILE CLADDING	 COLOURSTEEL ROLLER DOOR	



NORTH WEST ELEVATION - BUILDING 30
 SCALE 1:100 (A1) 1:200 (A3)

Client.	VACO INVESTMENTS LIMITED	
Project.	WAIPU GATEWAY SERVICE CENTRE 47 Millbrook Road, Waipu, Whangerei District	
Drawing.	Building-30 Option-2 Elevations	
Drawing No.	3096-H26	Revision. D